

# Circular straight eccentric silencer

# LRCEC



## Description

Straight silencer with circular connection and low installation height.

LRCEC dimensions and eccentric placing of circular connections makes it particularly suitable for installation where space is limited.

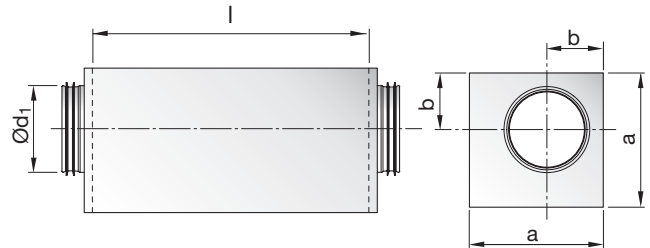
LRCEC is produced with a perforated inner tube. The attenuator has a fiber cloth between the inner tube and the insulation material in order to avoid tearing the mineral wool.

Fulfills tightness class C.

Tested according to ISO 7235 standard.

Special materials and sizes, please contact Lindab sales.

## Dimensions and sound data

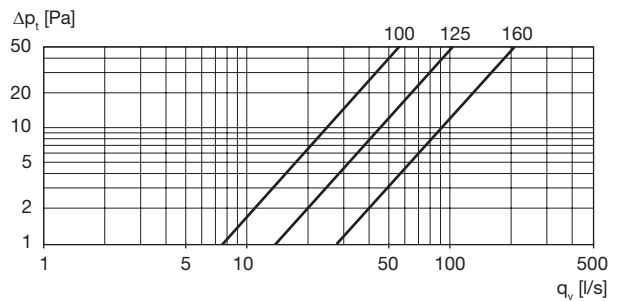


Ød <sub>1</sub> [mm]	l [mm]	a x b		Insertion loss [dB] for centre frequency [Hz]								m [kg]
		[mm]	[mm]	63	125	250	500	1k	2k	4k	8k	
100	500	165	69	1	10	10	17	28	40	29	19	3,10
100	1000	165	69	7	16	15	29	45	45	46	27	5,30
125	500	190	82	9	10	8	15	24	36	18	11	3,50
125	1000	190	82	11	14	13	27	42	50	33	21	6,30
160	500	225	99	4	5	6	12	21	25	12	10	4,50
160	1000	225	99	8	9	10	21	35	46	22	17	7,45

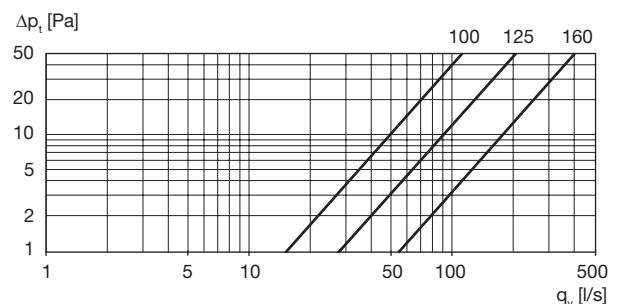
**NB!** Max. attenuation specified is 50 dB.

## Technical data

### 500 mm



### 1000 mm



<b>Product</b>	LRCEC	aaa	bbbb
LRCEC			
<b>Connection dim. Ød<sub>1</sub></b>			
Ød <sub>1</sub> = 100 - 160 mm			
<b>Length in mm</b>			
l = 500 - 1000			

Example: LRCEC - 100 - 500

