

Roof hood

HV



Description

Circular roof hood with angled upper side intended for outdoor air and extract air. The hood is designed for location above the roof with or without a roof through connection. The air runs both on the top- and downside of the hood. This is valid both for outdoor and extract air. The hood is free-draining downwards. Can also be supplied with a pest-proof mesh.

NOTE! When fans are not running there is always a risk for drifting snow and damp to penetrate into ducts. At some occasions also condensation can cause trouble. HV is manufactured as standard from galvanised steel plate Z275, but is also available in aluminium zinc AZ 185, stainless steel sheet 1.4301, stainless acid-resistant steel sheet 1.4404 or painted.

HV is available with different angles in order to be in harmony with the architectural design of the building. HV in dimensions 100 – 315 has a sleeve connection as standard and fits on the outside of ventilation ducts. Dimensions 400 – 1250 are supplied with flange connection (including counter-flange) as standard. They are also supplied with twistable lifting and anchoring eyelets. An individual anchoring eyelet must not be subjected to forces in excess of 1 500 N.

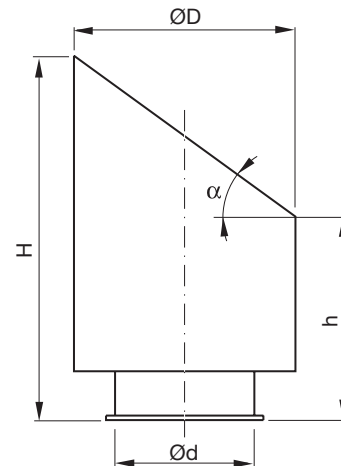
All dimensions can also be obtained with connections that fit directly to the roof through connection TGR.

Ordering example

	HV 315 1
Product	
Dimension Ød	
Connection options	
Sleeve (standard 100 – 315)	1
Flange (standard 400 – 1250)	2
Transition piece to roof through connection	3-15

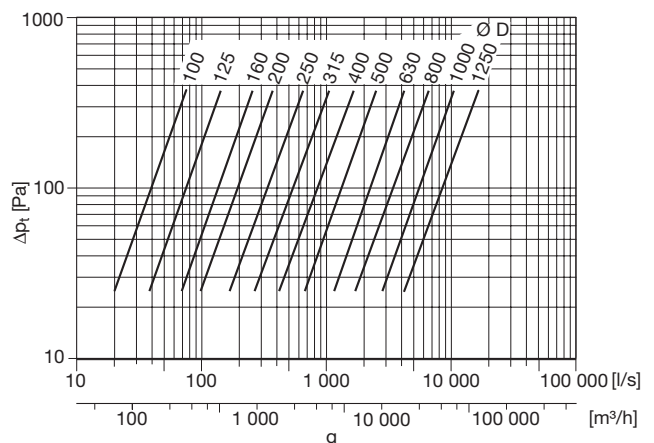
Specify size of roof through connection according to the measurement table to the right. Specify separately if the hood is to be supplied with a pest-proof mesh from the factory and if a special angle is required. Standard colours, see page 3.
















Dimensions



Ød nom	ØD [mm]	h [mm]	H [mm]	α °	Free area m ²	m kg	Roof through connection TGR	
							50 [mm] Size	100 [mm]
100	168	180	343	45	0,008	0,79	3	3
125	209	200	403	45	0,012	1,12	3	4
160	266	245	479	42	0,020	1,45	3	4
200	340	300	567	39	0,031	2,47	3	4
250	420	355	664	37	0,049	4,03	4	5
315	525	460	834	36	0,078	5,91	5	6
400	700	550	1015	34	0,126	17,0	5	6
500	870	630	1188	33	0,196	29,4	6	7
630	1115	780	1470	32	0,312	43,0	8	9
800	1407	1040	1872	31	0,503	76,4	9	10
1000	1712	1270	2285	31	0,785	110	11	12
1250	2092	1585	2780	30	1,230	252	14	15

Technical data



Roof hood	HV 							
Roof transition connection piece, upper	AGIS 			TGR-OA 		Sits around the roof transition		
Roof transition	SR	SRI	SRIP	GISOL / GISOLP 	TGR 	VHING / VHINP 	Roof weather protection, outer	
						UG 	Roof weather protection, inner	
						MG / MGL 		Vapour membrane
						SBG1 		Roof transition fastener
Roof transition connection piece, lower					TGR-NA 			
Ducting	SR 			LKR 				

This diagram shows principally all possible combinations of how the products can be joined together. Normally only one alternative is chosen and sometimes some options are omitted.

For some combinations the needed size of a product isn't presented in the catalogue. In these cases the size needed most often can be produced and delivered to order.