

# Rectangular straight attenuator

# DLD



## Description

DLD has a conventional design with dimensions that not exceed the corresponding connection dimensions. The attenuator can be manufactured in all standard duct sizes.

## Design

DLD has an outer sheet casing of trapezoidal corrugated sheet metal for stability and reduced risk of natural oscillation.

DLD is designed for low air resistance with baffle combinations that attenuate particularly low-frequency noise well. The type of insulation material has been developed to provide good noise properties, low weight and to be cleanable. DLD meets the requirements of air tightness class C and pressure class 2 according to EN 1507:2006. DLD is equipped with joining profile type RJFP or LS.

## Tools for dimensioning and planning

The software lindQST, DIMsilencer and Cadvent offer features for dimensioning and selection of products in an environment with 3D modelling. Computerised planning can be conducted with automatic presentation of noise levels, pressure drop etc.

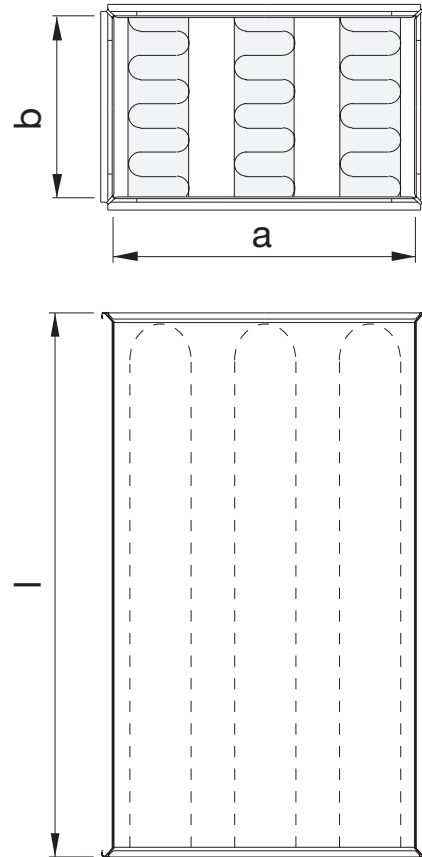
Tested according to ISO 7235 standard.

## Order code

Product	DLD	a	b	l	d	e
DLD						
<b>Width in mm , (a)</b>						
400 - 2400 mm						
<b>Height in mm , (b)</b>						
200 - 2400 mm						
<b>Length in mm , (l)</b>						
500 - 2450 mm						
<b>Code (d)</b>						
<b>Accessories (e)</b>						
Specify your accessory type:						
TRA, TRB*, TRC*, AIA, AIB, AIA+TRB, AIA+TRC						

Example: DLD - 800 x 600 - 650 - 1012 - TRA

## Dimensions



Material is galvanized steel.

Standard lengths (l) : 650, 1250, 1850, 2450 mm. Standard heights (b) : 300, 600, 900 , 1200, 1800 mm.

Special materials and sizes, please contact Lindab sales.

## The attenuator is also available with the following accessories/ options:

- TRA = Non-insulated inspection hatch.
- TRB = Hatch intended for external insulation.\*
- TRC = Hatch intended for external insulation.\*
- AIA = 50 mm fire protection insulation.  
**Note!** a and b dim. increase by 100 mm.
- AIB = 100 mm fire protection insulation.  
**Note!** a and b dim. increase by 200 mm.
- AIA+TRB = 50 mm fire protection insulation and the appropriate cleaning cover.  
**Note!** a and b dim. increase by 100 mm.
- AIB+TRC = 100 mm fire protection insulation and the appropriate cleaning cover.  
**Note!** a and b dim. increase by 200 mm.

The dimension of the hatches is adapted for cleaning and inspection of all baffle spacings.

\* Specify insulation thickness when ordering.

# Rectangular straight attenuator DLD/DLDR

## Manual designing for DLD and DLDR

A number of attenuators can be designed manually, for more combinations of attenuators and faster calculations use IT-online tool LindQST or DIMsilencer Manual method of calculation is shown below:

**A** Specify connection dimensions and flow-type location of the attenuator.

Width	800	mm
Height	1000	mm
Length	1250	mm
Location	Exhaust air	

DLD-800-1000-1250-1016

**B** Specify the sound power level before the attenuator.  
 Read the insertion attenuation from the tables on page 7 – 10.  
 Calculate the sound power level after the attenuator irrespective of the air flow (self generated noise).

### Insertion attenuation

	63 Hz	125 Hz	250 Hz	500 Hz	1000 Hz	2000 Hz	4000 Hz	8000 Hz	Resistance number	Self generated noise number inlet
Sound power level before attenuator	72	73	73	64	62	59	52	44		
Attenuation from table page 7 - 10	3	9	16	23	23	17	12	9	2,8	2,7
Sound power level after attenuator without self generated noise	69	64	57	41	39	42	40	35		

**C** Determine the pressure drop with help of the graph on page 4 and table on page 5.  
 In this case we have straight ducts before and after the attenuator.

### Pressure drop

	Area 0,8 m <sup>2</sup>	Air flow 400 l/s
Graph on page 4, use resistance number, area and air velocity	Air velocity 5 m/s	Pressure drop 42 Pa
Correction at disturbance according table on page 5	Factor 1	Pressure drop after correction 42 Pa

**D** Determine the self generated noise from the attenuator at present air flow.  
 Calculate the sound power level after the attenuator inclusive the self generated noise.

### Self generated noise

	63 Hz	125 Hz	250 Hz	500 Hz	1000 Hz	2000 Hz	4000 Hz	8000 Hz
Graph on page 6, use resistance number and air velocity	59	55	54	51	48	45	41	35
Correction for gross cross section area	-1	-1	-1	-1	-1	-1	-1	-1
Self generated noise	58	54	53	50	47	44	40	34
Sound power level after the attenuator (Longarithmical addition of self generated noise and sound power level after the attenuator without self generated noise)	69	64	58	51	48	46	43	38

# Rectangular straight attenuator DLD/DLDR

The following table can be used for own manual calculations in accordance with the example on the previous page.

## Designing table for DLD and DLDR

Width	<input type="text"/>	mm
Height	<input type="text"/>	mm
Length	<input type="text"/>	mm
Location	<input type="text"/>	
<input type="text"/>		

### Insertion attenuation

	63 Hz	125 Hz	250 Hz	500 Hz	1000 Hz	2000 Hz	4000 Hz	8000 Hz	Resistance number	Self generated noise number inlet
Sound power level before attenuator										
Attenuation from table page 7 - 10										
Sound power level after attenuator without self generated noise										

### Pressure drop

	Area 0,8 m <sup>2</sup>	Air flow 400 l/s
Graph on page 4, use resistance number, area and air velocity	Air velocity m/s	Pressure drop Pa
Correction at disturbance according table on page 5	Factor	Pressure drop after correction Pa

### Self generated noise

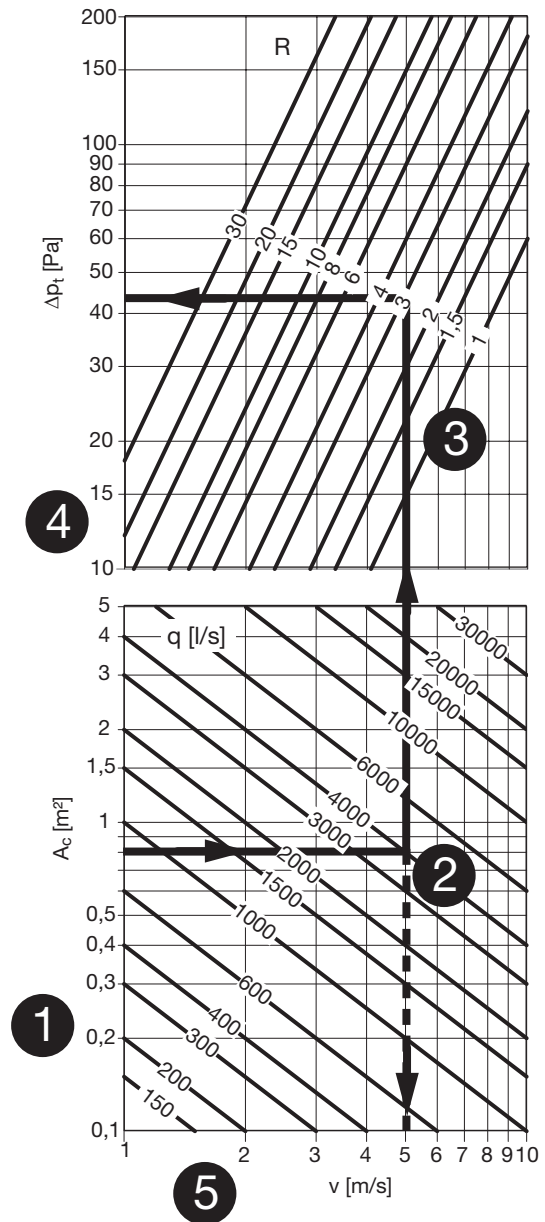
	63 Hz	125 Hz	250 Hz	500 Hz	1000 Hz	2000 Hz	4000 Hz	8000 Hz
Graph on page 6, use resistance number and air velocity								
Correction for gross cross section area								
Self generated noise								
Sound power level after the attenuator								
(Longarithmical addition of self generated noise and sound power level after the attenuator without self generated noise)								

# Rectangular straight attenuator DLD/DLDR

## Pressure drop

Follow the directions below and the adjoining graph.

- 1 Calculate the gross cross section area  $a \times b$  in  $m^2$ .
- 2 Go horizontal in the graph to the present air flow, l/s.
- 3 Go up to the resistance number achieved from the tables on page 7 – 10.
- 4 Read the pressure drop over the attenuator, at straight duct connection before and after the attenuator, (factor 1,0). For other modes of connection see the table for correction on page 5.
- 5 Air flow velocity, which is used at the calculation of the self generated noise, can be read here.



# Rectangular straight attenuator

# DLD/DLDR

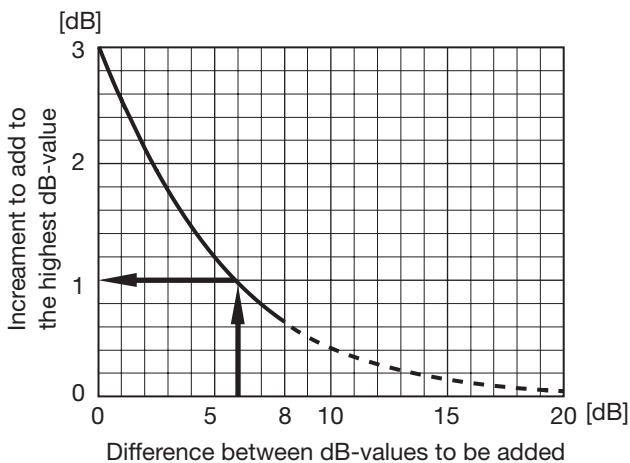
## Pressure drop

Present pressure drop = Read pressure drop × below factor  
 D = The largest connection side (a or b) of the attenuator.

The table contains of a selection of the most common disturbance cases.

Before the attenuator				Attenuator	After the attenuator				Factor
Distance before the attenuator					Distance after the attenuator				
3xD	2xD	1xD	0xD		0xD	1xD	2xD	3xD	
Duct				Attenuator	Duct				1,0
<del>Bend</del>				Attenuator	Duct				1,1
	<del>Bend</del>			Attenuator	Duct				1,2
		<del>Bend</del>		Attenuator	Duct				1,4
			<del>Bend</del>	Attenuator	Duct				1,5
Duct				Attenuator		<del>Bend</del>			1,2
Duct				Attenuator	<del>Bend</del>				1,3
<del>Bend</del>				Attenuator		<del>Bend</del>			1,3
<del>Bend</del>				Attenuator	<del>Bend</del>				1,4
	<del>Bend</del>			Attenuator		<del>Bend</del>			1,5
	<del>Bend</del>			Attenuator	<del>Bend</del>				1,6
		<del>Bend</del>		Attenuator		<del>Bend</del>			1,7
		<del>Bend</del>		Attenuator	<del>Bend</del>				1,8
			<del>Bend</del>	Attenuator		<del>Bend</del>			1,9
			<del>Bend</del>	Attenuator	<del>Bend</del>				2,0
Chamber				Attenuator	Duct branch				2,0
Duct				Attenuator	Chamber				3,0
Chamber				Attenuator	Chamber				3,5

## Logarithmic addition

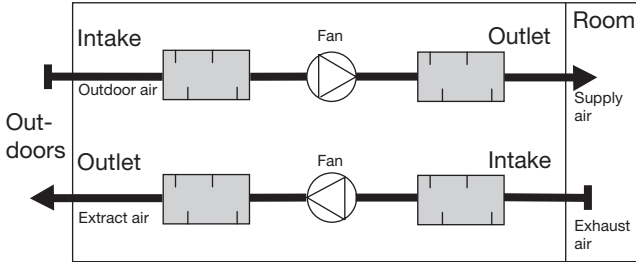


# Rectangular straight attenuator DLD/DLDR

## Self generated noise per frequency band

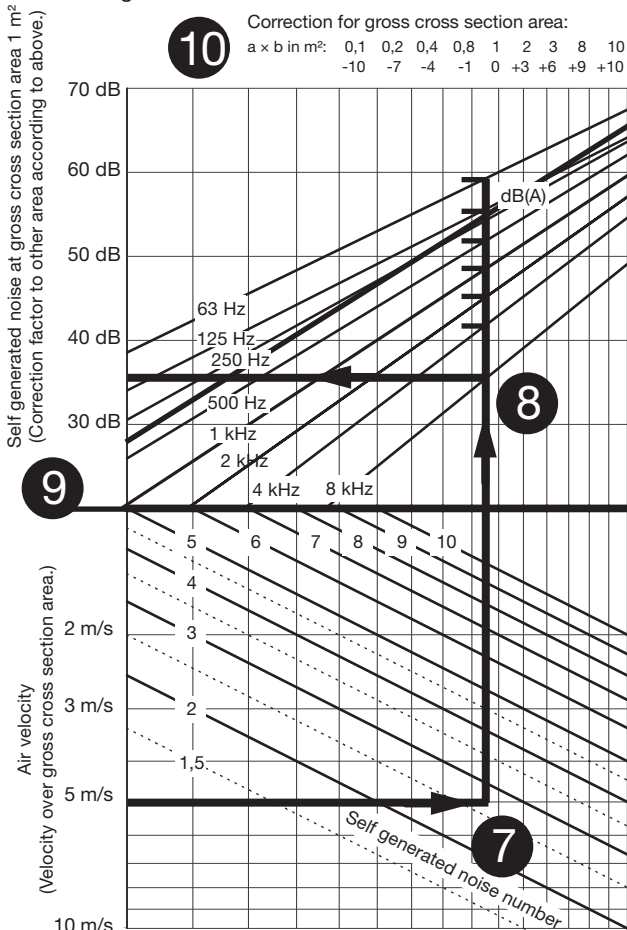
Follow the directions below and the adjoining graph.

- Decide from the location of the attenuator whether it is the supply or exhaust graph that shall be used. (Rule of memory - the side that leads away from the fan, i.e. at supply air the outlet graph is used and at exhaust air the in-take graph.)

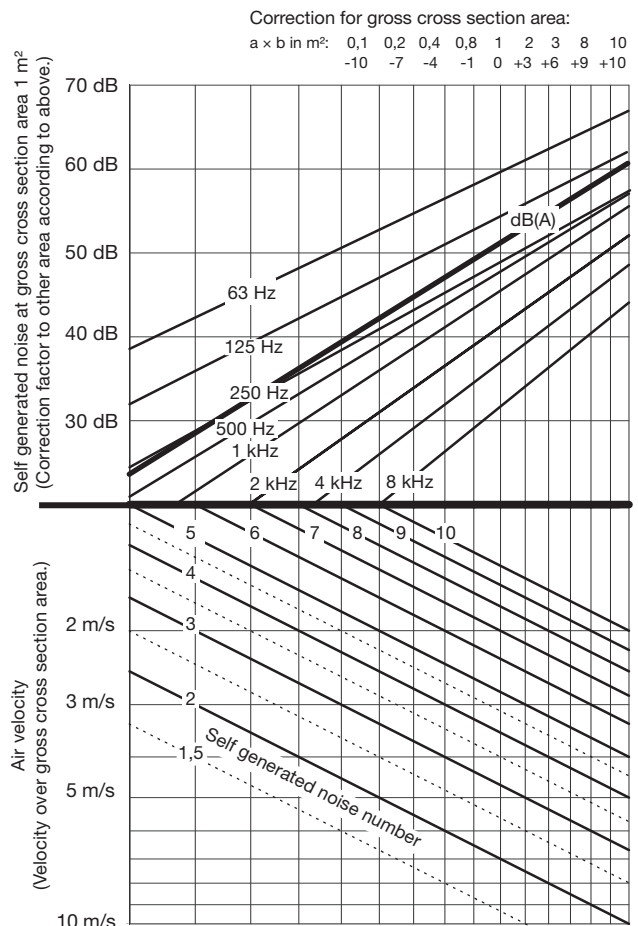


- Go horizontally into the present graph, at present air velocity, to the self generated noise number.
- Then go vertically up to the crossing of the different frequency band lines.
- Read the self generated noise, at gross cross section area 1 m<sup>2</sup>, for each frequency band straight out to the left. In the example only the 8000 Hz-reading is shown.
- Add or subtract the correction for the present gross cross section area.

Self generated noise in intake DLD/DLDR/DLDY



Self generated noise in outlet DLD/DLDR/DLDY



## Sound power level after the attenuator

The sound power level after the attenuator can be calculated for all frequencies by a logarithmical addition of:

”The self generated noise” and ”The sound power level before the attenuator”.

The shown example gives at 8000 Hz:

$$\text{Self generated noise} = 35 \text{ dB} - 1 \text{ dB} = 34 \text{ dB}$$

$$\text{Sound power level before the attenuator} - \text{the attenuation: } 44 \text{ dB} - 9 \text{ dB} = 35 \text{ dB}$$

$$\text{Logarithmic addition of } 34 \text{ and } 35 = 36 \text{ dB}$$

(See graph for logarithmical addition on page 5.)

# Rectangular straight attenuator DLD/DLDR

Width a mm	Code	Length l mm		Insertion loss [dB] for centre frequency [Hz]								Resistance number	Self-generated noise number Intake	Self-generated noise number Outlet
		DLD	DLDR	63	125	250	500	1000	2000	4000	8000			
400	1009	650	750	2	4	7	11	10	9	7	5	1,0	2,0	1,6
400	1010	650	750	2	6	9	14	13	11	8	6	2,5	2,7	2,0
400	1011	650	750	3	8	12	19	19	14	11	9	6,9	4,0	2,7
400	1009	1250	1350	2	7	12	18	18	13	10	7	1,2	2,0	1,6
400	1010	1250	1350	3	9	16	23	23	17	12	9	2,8	2,7	2,0
400	1011	1250	1350	5	13	22	31	32	24	17	13	8,0	4,0	2,7
400	1009	1850	1950	2	10	18	25	26	18	13	9	1,3	2,0	1,6
400	1010	1850	1950	4	13	23	32	33	24	16	12	3,2	2,7	2,0
400	1011	1850	1950	6	18	32	43	46	34	23	17	9,1	4,0	2,7
500	1013	650	750	2	6	8	12	10	9	7	5	2,2	2,5	2,0
500	1014	650	750	3	7	10	15	13	11	8	6	4,7	3,3	2,5
500	1013	1250	1350	3	10	15	20	18	13	10	7	2,4	2,5	2,0
500	1014	1250	1350	5	12	19	25	23	17	12	9	5,3	3,3	2,5
500	1013	1850	1950	4	13	22	28	26	18	13	9	2,6	2,5	2,0
500	1014	1850	1950	6	17	28	35	33	24	16	12	5,9	3,3	2,5
600	1012	650	750	2	6	9	17	19	14	11	9	3,1	3,0	2,0
600	1014	650	750	4	9	14	23	29	23	18	14	15,3	6,0	3,0
600	1017	650	750	3	7	10	13	10	9	7	5	3,8	3,0	2,4
600	1012	1250	1350	3	9	17	28	32	24	17	13	3,8	3,0	2,0
600	1014	1250	1350	5	15	27	38	50	40	29	22	19,1	6,0	3,0
600	1017	1250	1350	5	12	18	21	18	13	10	7	4,1	3,0	2,4
600	1012	1850	1950	3	13	25	39	46	34	23	17	4,4	3,0	2,0
600	1014	1850	1950	7	21	39	53	60	57	39	29	22,9	6,0	3,0
600	1017	1850	1950	6	17	26	30	26	18	13	9	4,5	3,0	2,4
700	1012	650	750	2	5	8	13	13	11	8	6	1,6	2,3	1,8
700	1013	650	750	3	7	11	18	19	14	11	9	4,8	3,5	2,3
700	1012	1250	1350	2	8	14	22	23	17	12	9	1,9	2,3	1,8
700	1013	1250	1350	4	11	20	30	32	24	17	13	5,7	3,5	2,3
700	1012	1850	1950	3	11	21	30	33	24	16	12	2,2	2,3	1,8
700	1013	1850	1950	5	16	29	42	46	34	23	17	6,5	3,5	2,3
800	1014	650	750	2	4	7	11	10	9	7	5	1,0	2,0	1,6
800	1015	650	750	2	7	11	21	25	19	15	12	6,1	4,0	2,3
800	1016	650	750	2	6	9	14	13	11	8	6	2,5	2,7	2,0
800	1017	650	750	3	8	12	19	19	14	11	9	6,9	4,0	2,7
800	1014	1250	1350	2	7	12	18	18	13	10	7	1,2	2,0	1,6
800	1015	1250	1350	3	11	21	36	44	33	24	18	7,6	4,0	2,3
800	1016	1250	1350	3	9	16	23	23	17	12	9	2,8	2,7	2,0
800	1017	1250	1350	5	13	22	31	32	24	17	13	8,0	4,0	2,7
800	1014	1850	1950	2	10	18	25	26	18	13	9	1,3	2,0	1,6
800	1015	1850	1950	4	15	31	50	60	46	32	24	9,1	4,0	2,3
800	1016	1850	1950	4	13	23	32	33	24	16	12	3,2	2,7	2,0
800	1017	1850	1950	6	18	32	43	46	34	23	17	9,1	4,0	2,7
800	1014	2450	2550	3	12	23	32	33	23	15	11	1,5	2,0	1,6
800	1016	2450	2550	5	17	31	41	43	30	20	15	3,5	2,7	2,0
800	1017	2450	2550	8	23	42	56	60	43	29	22	10,3	4,0	2,7
900	1017	650	750	2	5	7	11	10	9	7	5	1,5	2,3	1,8
900	1018	650	750	4	9	14	23	29	23	18	14	15,3	6,0	3,0
900	1019	650	750	3	7	10	14	13	11	8	6	3,5	3,0	2,3
900	1020	650	750	4	9	13	19	19	14	11	9	9,4	4,5	3,0
900	1017	1250	1350	3	8	14	19	18	13	10	7	1,7	2,3	1,8
900	1018	1250	1350	5	15	27	38	50	40	29	22	19,1	6,0	3,0
900	1019	1250	1350	4	11	18	24	23	17	12	9	4,0	3,0	2,3
900	1020	1250	1350	6	15	24	32	32	24	17	13	10,8	4,5	3,0
900	1017	1850	1950	3	12	20	27	26	18	13	9	1,9	2,3	1,8
900	1018	1850	1950	7	21	39	53	60	57	39	29	22,9	6,0	3,0
900	1019	1850	1950	5	15	26	34	33	24	16	12	4,4	3,0	2,3
900	1020	1850	1950	8	20	35	45	46	34	23	17	12,2	4,5	3,0
900	1017	2450	2550	4	15	27	34	33	23	15	11	2,1	2,3	1,8
900	1018	2450	2550	9	26	51	60	60	50	37	27	26,7	6,0	3,0
900	1019	2450	2550	6	20	34	43	43	30	20	15	4,9	3,0	2,3
900	1020	2450	2550	10	26	45	58	60	43	29	22	13,6	4,5	3,0

# Rectangular straight attenuator DLD/DLDR

Width a mm	Code	Length l mm		Insertion loss [dB] for centre frequency [Hz]								Resis- tance number	Self gen- erated noise number Intake	Self gen- erated noise number Outlet
		DLD	DLDR	63	125	250	500	1000	2000	4000	8000			
1000	1019	650	750	3	7	12	20	21	16	13	10	6,5	4,0	2,5
1000	1020	650	750	2	6	8	12	10	9	7	5	2,2	2,5	2,0
1000	1021	650	750	3	7	10	15	13	11	8	6	4,7	3,3	2,5
1000	1022	650	750	5	10	14	20	19	14	11	9	12,2	5,0	3,3
1000	1019	1250	1350	4	12	21	33	37	28	20	15	7,8	4,0	2,5
1000	1020	1250	1350	3	10	15	20	18	13	10	7	2,4	2,5	2,0
1000	1021	1250	1350	5	12	19	25	23	17	12	9	5,3	3,3	2,5
1000	1022	1250	1350	7	16	25	33	32	24	17	13	13,9	5,0	3,3
1000	1019	1850	1950	5	17	31	46	53	39	27	20	9,1	4,0	2,5
1000	1020	1850	1950	4	13	22	28	26	18	13	9	2,6	2,5	2,0
1000	1021	1850	1950	6	17	28	35	33	24	16	12	5,9	3,3	2,5
1000	1022	1850	1950	9	23	37	46	46	34	23	17	15,7	5,0	3,3
1000	1019	2450	2550	7	22	41	59	60	50	34	25	10,4	4,0	2,5
1000	1020	2450	2550	5	17	29	36	33	23	15	11	2,9	2,5	2,0
1000	1021	2450	2550	8	22	37	45	43	30	20	15	6,4	3,3	2,5
1000	1022	2450	2550	12	29	49	60	60	43	29	22	17,4	5,0	3,3
1100	1017	650	750	2	5	7	12	12	10	8	6	1,4	2,2	1,7
1100	1018	650	750	2	6	11	20	23	18	14	11	5,0	3,7	2,2
1100	1022	650	750	4	9	14	24	25	19	15	12	13,6	5,5	3,1
1100	1023	650	750	3	6	9	12	10	9	7	5	2,9	2,8	2,2
1100	1024	650	750	4	8	11	15	13	11	8	6	6,2	3,7	2,8
1100	1017	1250	1350	2	8	13	20	21	16	11	8	1,6	2,2	1,7
1100	1018	1250	1350	3	11	20	33	41	30	22	16	6,2	3,7	2,2
1100	1022	1250	1350	6	15	26	39	44	33	24	18	16,3	5,5	3,1
1100	1023	1250	1350	4	11	17	21	18	13	10	7	3,2	2,8	2,2
1100	1024	1250	1350	6	14	21	26	23	17	12	9	6,8	3,7	2,8
1100	1017	1850	1950	2	11	20	28	30	21	15	11	1,8	2,2	1,7
1100	1018	1850	1950	4	15	29	47	58	42	29	22	7,4	3,7	2,2
1100	1022	1850	1950	8	21	38	55	60	46	32	24	19,1	5,5	3,1
1100	1023	1850	1950	5	15	24	29	26	18	13	9	3,5	2,8	2,2
1100	1024	1850	1950	7	19	30	36	33	24	16	12	7,5	3,7	2,8
1100	1017	2450	2550	3	14	26	37	39	27	18	13	2,0	2,2	1,7
1100	1018	2450	2550	5	19	38	60	60	55	37	27	8,5	3,7	2,2
1100	1022	2450	2550	10	27	50	60	60	60	40	30	21,9	5,5	3,1
1100	1023	2450	2550	6	19	32	37	33	23	15	11	3,8	2,8	2,2
1100	1024	2450	2550	9	24	40	46	43	30	20	15	8,2	3,7	2,8
1200	1019	650	750	2	4	7	11	10	9	7	5	1,0	2,0	1,6
1200	1020	650	750	2	6	9	17	19	14	11	9	3,1	3,0	2,0
1200	1024	650	750	3	8	12	19	19	14	11	9	6,9	4,0	2,7
1200	1026	650	750	5	11	17	25	29	23	18	14	29,7	8,0	4,0
1200	1027	650	750	3	7	10	13	10	9	7	5	3,8	3,0	2,4
1200	1019	1250	1350	2	7	12	18	18	13	10	7	1,2	2,0	1,6
1200	1020	1250	1350	3	9	17	28	32	24	17	13	3,8	3,0	2,0
1200	1024	1250	1350	5	13	22	31	32	24	17	13	8,0	4,0	2,7
1200	1026	1250	1350	8	19	32	41	50	40	29	22	36,5	8,0	4,0
1200	1027	1250	1350	5	12	18	21	18	13	10	7	4,1	3,0	2,4
1200	1019	1850	1950	2	10	18	25	26	18	13	9	1,3	2,0	1,6
1200	1020	1850	1950	3	13	25	39	46	34	23	17	4,4	3,0	2,0
1200	1024	1850	1950	6	18	32	43	46	34	23	17	9,1	4,0	2,7
1200	1026	1850	1950	11	27	47	58	60	57	39	29	43,2	8,0	4,0
1200	1027	1850	1950	6	17	26	30	26	18	13	9	4,5	3,0	2,4
1200	1019	2450	2550	3	12	23	32	33	23	15	11	1,5	2,0	1,6
1200	1020	2450	2550	4	17	33	51	60	43	29	22	5,0	3,0	2,0
1200	1024	2450	2550	8	23	42	56	60	43	29	22	10,3	4,0	2,7
1200	1027	2450	2550	8	21	34	38	33	23	15	11	4,8	3,0	2,4
1300	1019	650		2	5	8	15	15	12	10	7	2,2	2,6	1,9
1300	1020	650		3	7	12	22	27	20	16	12	7,3	4,3	2,4
1300	1023	650		3	7	10	16	15	12	9	7	4,3	3,3	2,4
1300	1025	650		4	9	14	21	21	16	13	10	12,7	5,2	3,3
1300	1019	1250		2	9	16	24	27	20	14	11	2,6	2,6	1,9
1300	1020	1250		4	12	22	36	48	35	25	19	9,1	4,3	2,4
1300	1023	1250		4	11	19	26	26	19	14	10	4,9	3,3	2,4



# Rectangular straight attenuator DLD/DLDR

Width a mm	Code	Length l mm		Insertion loss [dB] for centre frequency [Hz]								Resistance number	Self generated noise number Intake	Self generated noise number Outlet
		DLD	DLDR	63	125	250	500	1000	2000	4000	8000			
1300	1025	1250		7	16	26	36	37	28	20	15	14,8	5,2	3,3
1300	1019	1850		3	12	23	34	39	28	19	14	3,0	2,6	1,9
1300	1020	1850		5	16	32	50	60	50	34	26	11,0	4,3	2,4
1300	1023	1850		5	16	28	36	37	26	18	13	5,4	3,3	2,4
1300	1025	1850		9	22	38	50	53	39	27	20	17,0	5,2	3,3
1300	1019	2450		4	15	30	44	50	36	24	18	3,4	2,6	1,9
1300	1020	2450		6	21	42	60	60	60	44	32	12,8	4,3	2,4
1300	1023	2450		7	21	36	47	48	34	23	17	6,0	3,3	2,4
1300	1025	2450		11	28	50	60	60	50	34	25	19,2	5,2	3,3
1400	1022	650		2	5	8	13	13	11	8	6	1,6	2,3	1,8
1400	1025	650		3	7	11	18	19	14	11	9	4,8	3,5	2,3
1400	1026	650		3	6	9	13	12	10	8	6	2,9	2,8	2,2
1400	1028	650		4	8	12	18	16	13	10	8	7,2	4,0	2,8
1400	1030	650		6	11	16	25	25	19	15	12	24,0	7,0	4,0
1400	1022	1250		2	8	14	22	23	17	12	9	1,9	2,3	1,8
1400	1025	1250		4	11	20	30	32	24	17	13	5,7	3,5	2,3
1400	1026	1250		4	10	17	22	21	16	11	8	3,3	2,8	2,2
1400	1028	1250		5	14	22	29	29	21	15	11	8,2	4,0	2,8
1400	1030	1250		9	19	31	42	44	33	24	18	28,5	7,0	4,0
1400	1022	1850		3	11	21	30	33	24	16	12	2,2	2,3	1,8
1400	1025	1850		5	16	29	42	46	34	23	17	6,5	3,5	2,3
1400	1026	1850		5	15	25	31	30	21	15	11	3,7	2,8	2,2
1400	1028	1850		7	19	32	41	41	30	20	15	9,2	4,0	2,8
1400	1030	1850		12	27	45	59	60	46	32	24	33,0	7,0	4,0
1400	1022	2450		3	14	27	39	43	30	20	15	2,4	2,3	1,8
1400	1025	2450		6	20	38	53	60	43	29	22	7,4	3,5	2,3
1400	1026	2450		6	19	32	40	39	27	18	13	4,0	2,8	2,2
1400	1028	2450		9	25	42	53	53	38	26	19	10,2	4,0	2,8
1500	1021	650		2	4	7	12	12	9	7	6	1,3	2,1	1,7
1500	1022	650		2	6	9	17	19	14	11	9	3,1	3,0	2,0
1500	1027	650		2	6	8	12	10	9	7	5	2,2	2,5	2,0
1500	1029	650		3	7	10	15	13	11	8	6	4,7	3,3	2,5
1500	1030	650		5	10	14	20	19	14	11	9	12,2	5,0	3,3
1500	1022	1250		3	9	17	28	32	24	17	13	3,8	3,0	2,0
1500	1027	1250		3	10	15	20	18	13	10	7	2,4	2,5	2,0
1500	1029	1250		5	12	19	25	23	17	12	9	5,3	3,3	2,5
1500	1030	1250		7	16	25	33	32	24	17	13	13,9	5,0	3,3
1500	1021	1850		2	10	19	28	29	21	14	10	1,7	2,1	1,7
1500	1022	1850		3	13	25	39	46	34	23	17	4,4	3,0	2,0
1500	1027	1850		4	13	22	28	26	18	13	9	2,6	2,5	2,0
1500	1029	1850		6	17	28	35	33	24	16	12	5,9	3,3	2,5
1500	1030	1850		9	23	37	46	46	34	23	17	15,7	5,0	3,3
1500	1021	2450		3	13	25	35	38	26	18	13	1,9	2,1	1,7
1500	1022	2450		4	17	33	51	60	43	29	22	5,0	3,0	2,0
1500	1027	2450		5	17	29	36	33	23	15	11	2,9	2,5	2,0
1500	1029	2450		8	22	37	45	43	30	20	15	6,4	3,3	2,5
1500	1030	2450		12	29	49	60	60	43	29	22	17,4	5,0	3,3
1600	1023	650		2	4	7	11	10	9	7	5	1,0	2,0	1,6
1600	1024	650		2	5	9	15	16	13	10	8	2,3	2,7	1,9
1600	1025	650		2	7	11	21	25	19	15	12	6,1	4,0	2,3
1600	1032	650		4	9	12	17	15	12	9	7	7,5	4,0	2,9
1600	1023	1250		2	7	12	18	18	13	10	7	1,2	2,0	1,6
1600	1024	1250		3	9	16	25	28	21	15	11	2,8	2,7	1,9
1600	1025	1250		3	11	21	36	44	33	24	18	7,6	4,0	2,3
1600	1032	1250		6	14	22	28	26	19	14	10	8,4	4,0	2,9
1600	1023	1850		2	10	18	25	26	18	13	9	1,3	2,0	1,6
1600	1024	1850		3	12	23	35	40	29	20	15	3,2	2,7	1,9
1600	1025	1850		4	15	31	50	60	46	32	24	9,1	4,0	2,3
1600	1032	1850		8	20	32	39	37	26	18	13	9,3	4,0	2,9
1600	1023	2450		3	12	23	32	33	23	15	11	1,5	2,0	1,6
1600	1024	2450		4	16	31	45	52	37	25	18	3,6	2,7	1,9
1600	1025	2450		5	20	40	60	60	60	40	30	10,6	4,0	2,3

# Rectangular straight attenuator DLD/DLDR

Width a mm	Code	Length l mm		Insertion loss [dB] for centre frequency [Hz]								Resistance number	Self generated noise number Intake	Self generated noise number Outlet
		DLD	DLDR	63	125	250	500	1000	2000	4000	8000			
1600	1032	2450		10	26	42	50	48	34	23	17	10,2	4,0	2,9
1800	1026	650		2	5	7	13	13	10	8	6	1,5	2,3	1,7
1800	1033	650		4	10	15	24	27	20	16	12	16,2	6,0	3,3
1800	1035	650		4	9	13	19	19	14	11	9	9,4	4,5	3,0
1800	1036	650		3	7	10	13	10	9	7	5	3,8	3,0	2,4
1800	1026	1250		2	8	14	21	22	16	12	9	1,7	2,3	1,7
1800	1033	1250		6	16	27	40	48	35	25	19	19,7	6,0	3,3
1800	1035	1250		6	15	24	32	32	24	17	13	10,8	4,5	3,0
1800	1036	1250		5	12	18	21	18	13	10	7	4,1	3,0	2,4
1800	1026	1850		3	11	20	29	31	22	15	11	1,9	2,3	1,7
1800	1033	1850		8	22	40	56	60	50	34	26	23,2	6,0	3,3
1800	1035	1850		8	20	35	45	46	34	23	17	12,2	4,5	3,0
1800	1036	1850		6	17	26	30	26	18	13	9	4,5	3,0	2,4
1800	1026	2450		3	14	26	38	41	28	19	14	2,2	2,3	1,7
1800	1033	2450		11	29	53	60	60	60	44	32	26,6	6,0	3,3
1800	1035	2450		10	26	45	58	60	43	29	22	13,6	4,5	3,0
1800	1036	2450		8	21	34	38	33	23	15	11	4,8	3,0	2,4
2000	1027	650		2	4	7	11	10	9	7	5	1,0	2,0	1,6
2000	1029	650		2	6	10	18	21	16	13	10	4,0	3,3	2,1
2000	1032	650		2	6	9	14	13	11	8	6	2,5	2,7	2,0
2000	1033	650		3	7	12	20	21	16	13	10	6,5	4,0	2,5
2000	1039	650		5	10	14	20	19	14	11	9	12,2	5,0	3,3
2000	1027	1250		2	7	12	18	18	13	10	7	1,2	2,0	1,6
2000	1029	1250		3	10	19	31	37	27	20	15	4,9	3,3	2,1
2000	1032	1250		3	9	16	23	23	17	12	9	2,8	2,7	2,0
2000	1033	1250		4	12	21	33	37	28	20	15	7,8	4,0	2,5
2000	1039	1250		7	16	25	33	32	24	17	13	13,9	5,0	3,3
2000	1027	1850		2	10	18	25	26	18	13	9	1,3	2,0	1,6
2000	1029	1850		4	14	27	43	52	38	26	20	5,8	3,3	2,1
2000	1032	1850		4	13	23	32	33	24	16	12	3,2	2,7	2,0
2000	1033	1850		5	17	31	46	53	39	27	20	9,1	4,0	2,5
2000	1039	1850		9	23	37	46	46	34	23	17	15,7	5,0	3,3
2000	1027	2450		3	12	23	32	33	23	15	11	1,5	2,0	1,6
2000	1029	2450		5	18	36	55	60	49	33	24	6,7	3,3	2,1
2000	1032	2450		5	17	31	41	43	30	20	15	3,5	2,7	2,0
2000	1033	2450		7	22	41	59	60	50	34	25	10,4	4,0	2,5
2000	1039	2450		12	29	49	60	60	43	29	22	17,4	5,0	3,3
2200	1031	650		2	5	7	12	12	10	8	6	1,4	2,2	1,7
2200	1033	650		2	6	11	20	23	18	14	11	5,0	3,7	2,2
2200	1036	650		3	8	13	23	26	19	16	12	10,1	4,9	2,8
2200	1038	650		3	7	10	15	14	11	9	7	3,9	3,1	2,3
2200	1040	650		3	6	9	12	10	9	7	5	2,9	2,8	2,2
2200	1042	650		4	8	11	15	13	11	8	6	6,2	3,7	2,8
2200	1031	1250		2	8	13	20	21	16	11	8	1,6	2,2	1,7
2200	1033	1250		3	11	20	33	41	30	22	16	6,2	3,7	2,2
2200	1036	1250		5	13	24	38	45	34	24	18	12,3	4,9	2,8
2200	1038	1250		4	11	18	25	25	18	13	10	4,5	3,1	2,3
2200	1040	1250		4	11	17	21	18	13	10	7	3,2	2,8	2,2
2200	1042	1250		6	14	21	26	23	17	12	9	6,8	3,7	2,8
2200	1031	1850		2	11	20	28	30	21	15	11	1,8	2,2	1,7
2200	1033	1850		4	15	29	47	58	42	29	22	7,4	3,7	2,2
2200	1036	1850		6	19	35	53	60	48	33	24	14,5	4,9	2,8
2200	1038	1850		5	16	27	35	35	25	17	13	5,0	3,1	2,3
2200	1040	1850		5	15	24	29	26	18	13	9	3,5	2,8	2,2
2200	1042	1850		7	19	30	36	33	24	16	12	7,5	3,7	2,8
2200	1031	2450		3	14	26	37	39	27	18	13	2,0	2,2	1,7
2200	1033	2450		5	19	38	60	60	55	37	27	8,5	3,7	2,2
2200	1036	2450		8	24	46	60	60	60	41	31	16,8	4,9	2,8
2200	1038	2450		6	20	35	45	46	32	22	16	5,5	3,1	2,3
2200	1040	2450		6	19	32	37	33	23	15	11	3,8	2,8	2,2
2200	1042	2450		9	24	40	46	43	30	20	15	8,2	3,7	2,8



## Good Thinking

**At Lindab**, good thinking is a philosophy that guides us in everything we do. We have made it our mission to create a healthy indoor climate – and to simplify the construction of sustainable buildings. We do that by designing innovative products and solutions that are easy to use, as well as offering efficient availability and logistics. We are also working on ways to reduce our impact on our environment and climate. We do that by developing methods to produce our solutions using a minimum of energy and natural resources, and by reducing negative effects on the environment. We use steel in our products. It's one of few materials that can be recycled an infinite number of times without losing any of its properties. That means less carbon emissions in nature and less energy wasted.

**We simplify construction**