

DECLARATION OF PERFORMANCE

number: DeclarOfPerform_S-BM2_A_EN

1. Unique identification code of the product	S-BM2
2. Type	Systemair Smoke Control Damper S-BM2
3. Intended use of the construction product	Duckwork closure of the Smoke and Heat Exhaust Ventilation System – for multi compartments
4. Name, registered trade name and contact address of the manufacturer	Systemair Production a.s., Hlavná 371, 90043 Kalinkovo, Slovakia
5. Where applicable, name and contact address of the authorized representative	—
6. System of assessment and verification of constancy of performance of the construction product	system 1
7. Harmonized product standard, test standard, classification standard	EN 12101-8:2011, EN 1366-10:2011, EN 13 501-4:2018
8. Identification number of the notified body	1396
Name and address of the notified person	FIRES s.r.o. Osloboditeľov 282, 059 35 Batizovce, Slovakia
Which performed in system 1:	determination of the product type on the basis of type testing (including sampling) and descriptive documentation of the production initial inspection of the manufacturing plant and of factory production control and continuous surveillance, assessment and evaluation of factory production control
and issued certificate of constancy of performance	1396-CPR-0157

9. Declared performance:

 Installations:
 Table 9.a.)



























Dimension Range (mm)	Classification	Supporting construction	Construction type / minimal thickness (mm)			Allowed blade axis orientation	
							
200 × 425 up to 1000 × 1225	EI90 (v _{ew} i ↔ o) S1000 C _{mod} MAMulti	Wall	Rigid / 150 Flexible / 150				
	EI90 (h _{ow} i ↔ o) S1000 C _{mod} MAMulti	Floor/ Ceiling	-				
	EI120 (v _{ew} i ↔ o) S1000 C _{mod} MAMulti	Wall	Rigid / 150 Flexible / 150				
	EI120 (h _{ow} i ↔ o) S1000 C _{mod} MAMulti	Floor/ Ceiling	-				

Table 9.b.)

Dimension Range (mm)	Classification	Duct orientation	Applicable Duct tested per Standard		Allowed blade axis orientation	
						
200 × 425 up to 1000 × 1225	EI90 (v _{ed} i ↔ o) S1000 C _{mod} MAMulti	Horizontal duct	EN 1366-9, EN 1366-8	EN 1366-9, EN 1366-8		
	EI90 (h _{od} i ↔ o) S1000 C _{mod} MAMulti	Vertical duct	-			
	EI120 (v _{ed} i ↔ o) S1000 C _{mod} MAMulti	Horizontal duct	EN 1366-9, EN 1366-8	EN 1366-9, EN 1366-8		
	EI120 (h _{od} i ↔ o) S1000 C _{mod} MAMulti	Vertical duct	-			

Assessment: Table 9.c.)					
Property	Test regulation	Classification standard	Technical specification for assessment	Performance expressed	Evaluation
Nominal activation conditions/ sensitivity	-	-	EN 12101-8 cl. 4.2.1.3	Smoke control damper for systems with manual intervention (suitable also for application in automatic systems).	Satisfied
Response delay (response time)	EN 1366-10 cl. 6.2	-	EN 12101-8 cl. 4.2.1.4	The smoke control dampers' response delay within 60 seconds.	Satisfied
Operational reliability	EN 1366-10 cl. 6.3 + Annex A	EN 13501-4	EN 12101-8 cl. 4.3.2.2	10 000 cycles at nominal operating supply of 24V/ 50Hz and 230V/ 50Hz at the range from 0° to 90° followed by 10 000 cycles at nominal operating supply at range from half open to two thirds open.	Satisfied
Fire resistance - integrity - insulation - smoke leakage - mechanical stability	EN 1366-10 cl. 6.5	EN 13501-4 cl. 7.3.4.1	EN 12101-8 cl. 4.1.1 a) cl. 4.1.1 b) cl. 4.1.1 c) cl. 4.1.1 d) cl. 4.4.1	See installation Table 9.a.) and Table 9.b.) above.	Satisfied
Fire resistance - maintenance of cross-section	EN 1366-10 cl. 7.2.7	EN 13501-4 cl. 7.3.4.1	EN 12101-8 cl. 4.1.1 e)		
Fire resistance - high operational temperature	EN 1366-10 cl. 6.6.2	EN 13501-4 cl. 7.3.4.1	EN 12101-8 cl. 4.1.1 f) cl. 4.4.1	NPD (no performance determined)	Satisfied
Durability of response delay	EN 1366-10 cl. 6.3	-	EN 12101-8 cl. 4.4.2.1	Smoke control damper closes/opens at the prescribed time and in the required time period.	Satisfied
Durability of operational reliability	EN 1366-10 cl. 6.3	EN 13501-4	EN 12101-8 cl. 4.4.2.2	Smoke control damper passed the open and closing cycle test when the cycles were fully completed with the average time of each cycle less than 120 s.	Satisfied

This declaration of performance is issued under the sole responsibility of the manufacturer identified in point 4.
Signed for and on behalf of the manufacturer by:



Kalinkovo on the 24th July 2019

Ing. Ondrej Ertl CSc., technical director