



Ceiling tile adaption

Ceiling diffusers



Ceiling diffusers

Ceiling tile adaption



RS15 Versio diffuser.

Ceiling systems


A harmonic and aesthetic ceiling solution with beautifully integrated components is a must in modern constructions. The individual components themselves define the appearance of the final solution.

Lindab contributes to the holism by adapting the diffusers to most 600 x 600 ceiling systems. In this way the holism of the solution is maintained, and the final result will become just as planned.

Ceiling adaption

Most of Lindabs ceiling diffusers can be adapted to 600 x 600 ceiling systems. The individual diffusers are adapted to the ceiling system directly in the grille box, or by using adapted module plates / frames, depending on which ceiling system is chosen. The following pages show Lindab's standard offering; both in terms of face plates and ceiling tile adaptations.

In the back of this chapter is an overview of adapted module plates.



PC7 Integra diffuser.



RS14 Versio diffuser.

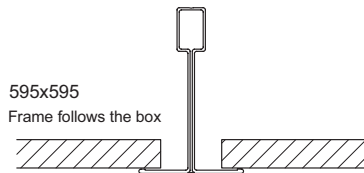
Ceiling diffusers

Ceiling tile adaption

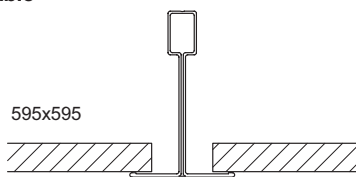
Overview

No. Ceiling type

1. T24 / T15 Lay in Hygiene - A page 4



2. T24 / T15 Lay in not cleanable page 5

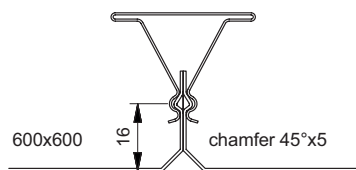


3. Permanent ceiling page 5

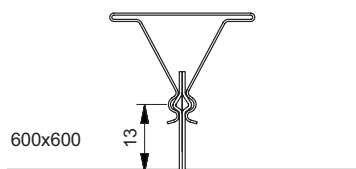
400: 383x383
500: 463x463
600: 563x563



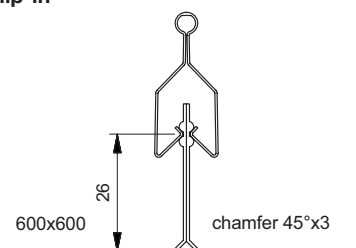
4. Dampa Clip-in bevelled edge page 6



5. Dampa Clip-in square edge page 7

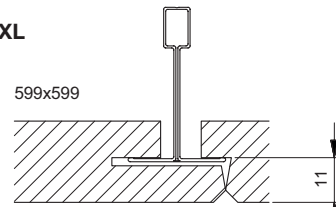


6. Luxalon Clip-in page 8

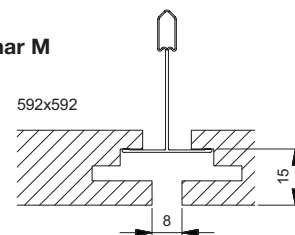


No. Ceiling type

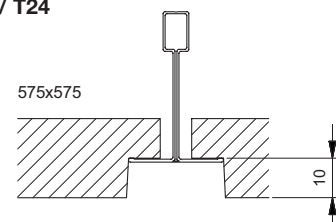
7. Danotile Contur Ecophon D Rockfon D-XL page 9



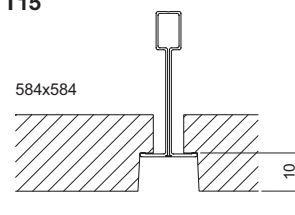
8. Ecophon Focus DG Rockfon Sonar M page 10



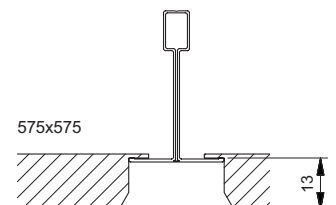
9. Rockfon E10 24 Ecophon E / T24 page 11



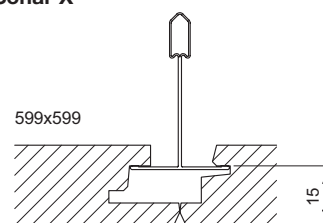
10. Rockfon E10 15 Ecophon E / T15 page 12



11. Danotile Markant page 13



14. Ecophon Focus Edge DS Rockfon Sonar X page 14




Ceiling diffusers

Ceiling tile adaption

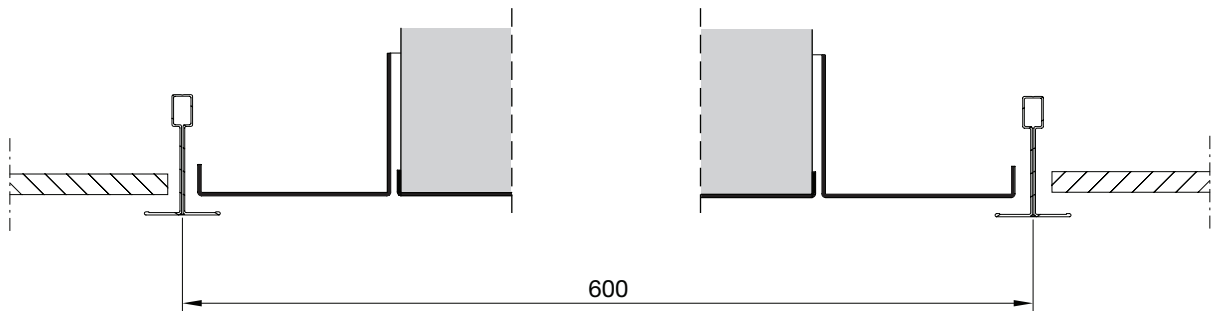
1. Ceiling adaption T24/T15 Lay-in

Lindab's ceiling diffusers adapted to T24 / T15 Lay-in is mounted directly in the ceiling system as depicted in the sketches.
 The diffuser is delivered with a detachable face plate, so full access to the plenum box and the air duct is possible.



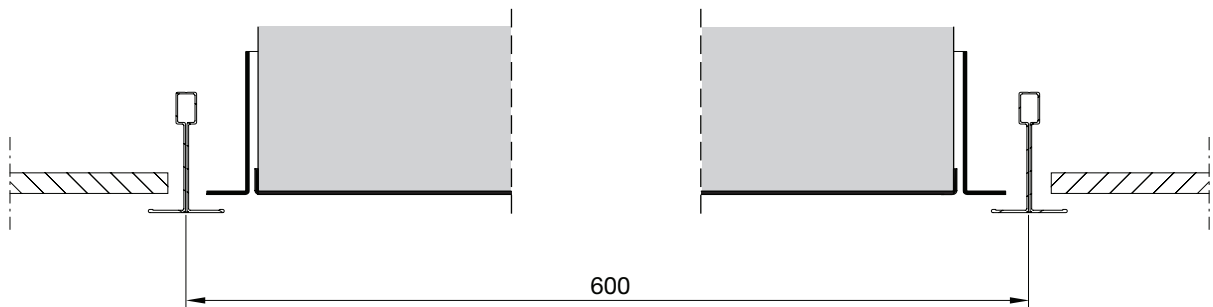
Sketch Versio- V, H, R pattern 300,400,500

(PBB mounting brackets not included, can be ordered separately).

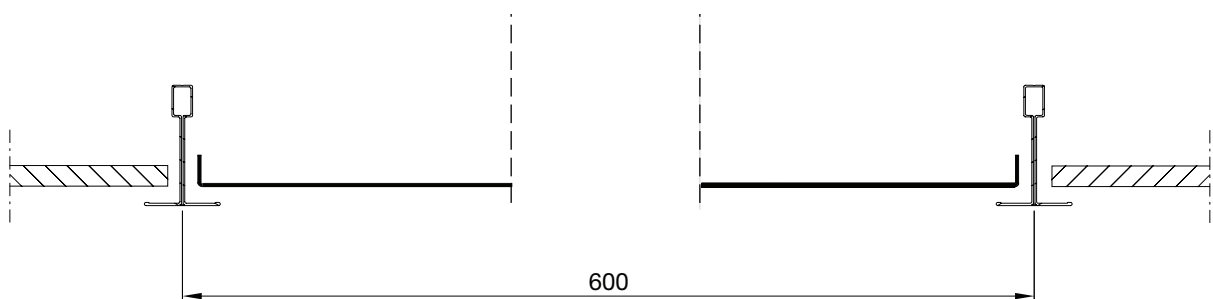


Sketch Versio- V, H, R pattern 600

(PBB mounting brackets not included, can be ordered separately).



Sketch moduleplate type LM- Integra/Formo




Ceiling diffusers

Ceiling tile adaption

2. Ceiling adaption T24/ T15 Lay-in not cleanable

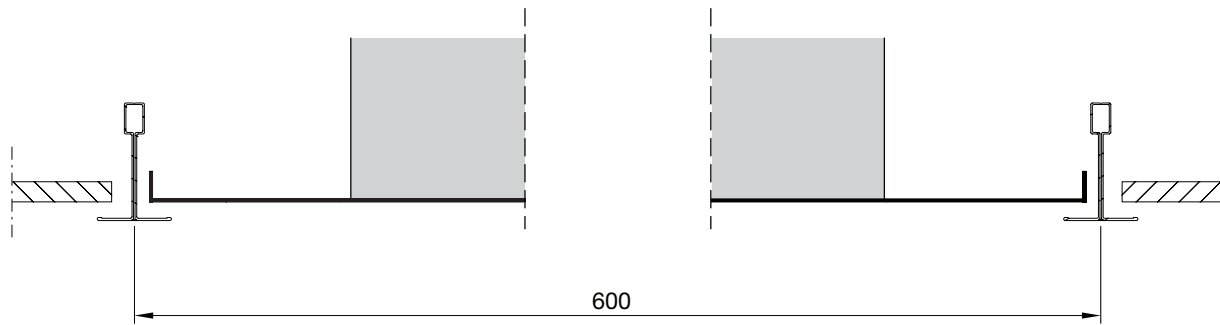
Lindab's diffuser adapted to T 24 / T15 Lay-in is mounted directly in the ceiling system, as depicted on the sketches.

The face plate is in one piece and cannot be detached unless the diffuser is demounted from the rack-system.



Sketch Versio- V, H, R all sizes

(PBB mounting brackets not included, can be ordered separately).



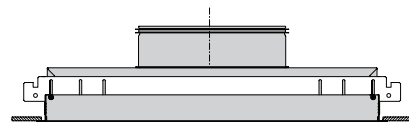
3. Permanent ceiling

Lindab's diffuser adapted to permanent ceiling is cut directly into the ceiling construction.

The diffuser can be fastened with Lindab's different types of mounting brackets, see product pages for more details.



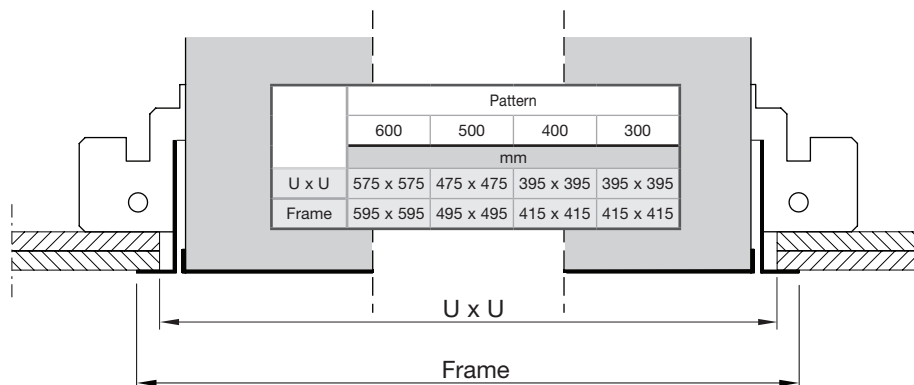
Plenum box type H including mounting bracket type PBB.



Grille box type V including mounting bracket type PBB.

Sketch Versio- V, H, R all sizes

(PBB mounting brackets included as standard).



Ceiling diffusers

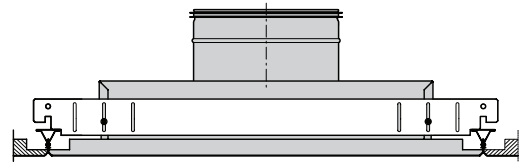
Ceiling tile adaption

4. Dampa Clip-in bevelled edge

Lindab's diffuser adapted to Dampa Clip-in bevelled edge is mounted directly in the ceiling system, as depicted in the sketches.



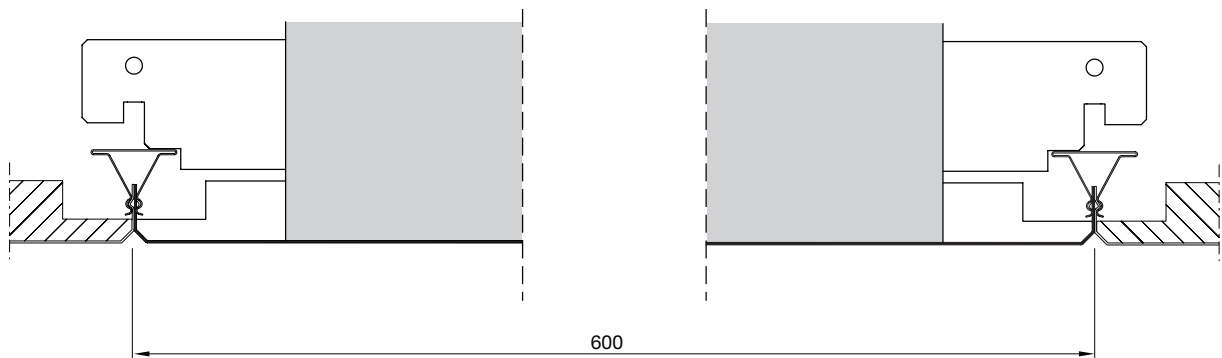
Plenum box type H including mounting bracket type PBB.



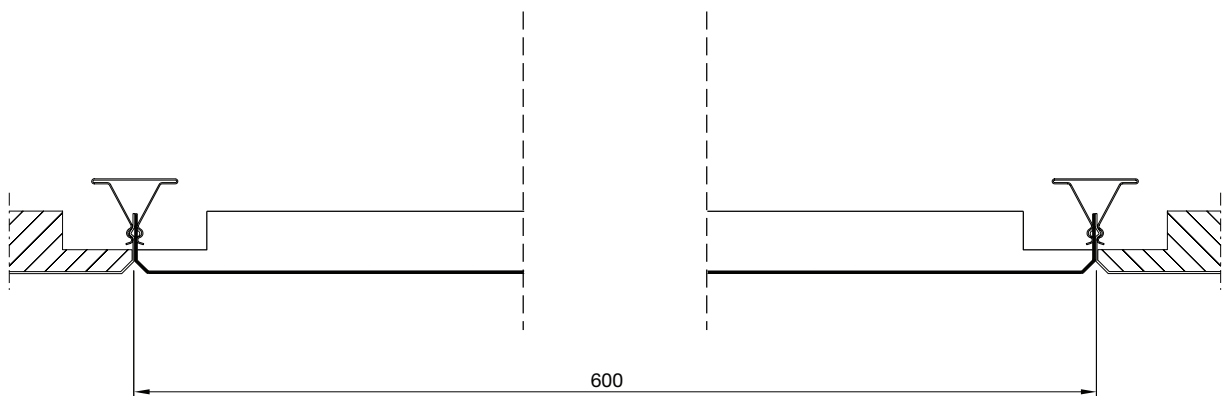
Grille box type V including mounting bracket type PBB.

Sketch Versio- V, H, R all sizes

(PBB mounting brackets included as standard).



Sketch moduleplate type LM- Integra/Formo




Ceiling diffusers

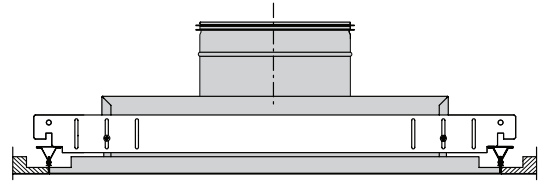
Ceiling tile adaption

5. Dampa Clip-in square edge

Lindab's diffuser adapted to Dampa Clip-in square edge is mounted directly in the ceiling system, as depicted in the sketches.



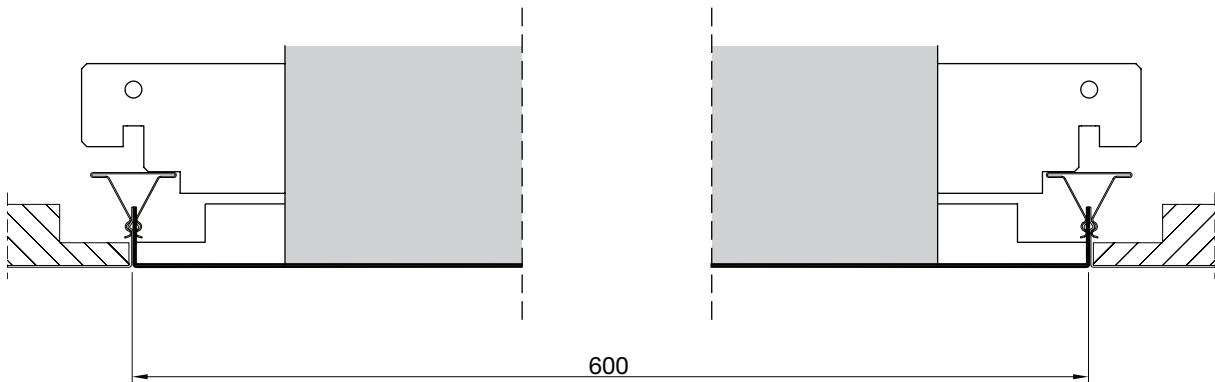
Plenum box type H including mounting brackets type PBB.



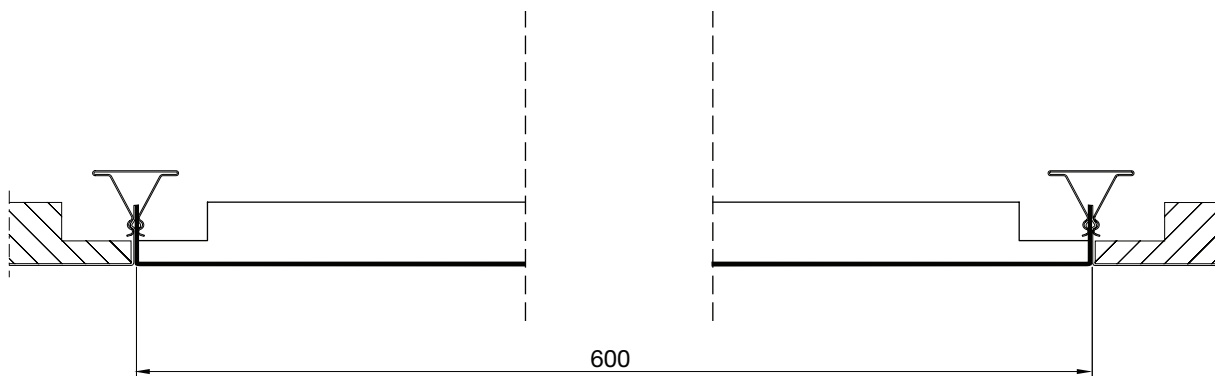
Grille box type V including mounting bracket type PBB.

Sketch Versio- V, H, R all sizes

(PBB mounting brackets included as standard).



Sketch moduleplate type LM- Integra/Formo



Ceiling diffusers

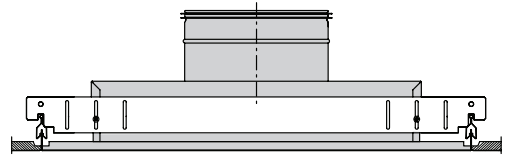
Ceiling tile adaption

6. Luxalon Clip-in

Lindab's diffuser adapted to Luxalon Clip-in is mounted directly in the ceiling system, as depicted in the sketches.



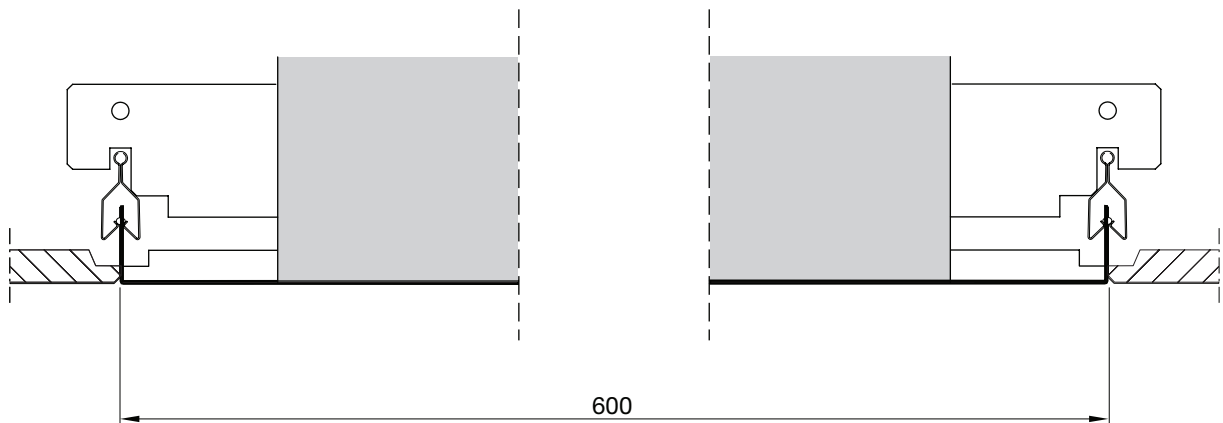
Plenum box type H including mounting bracket type PBB.



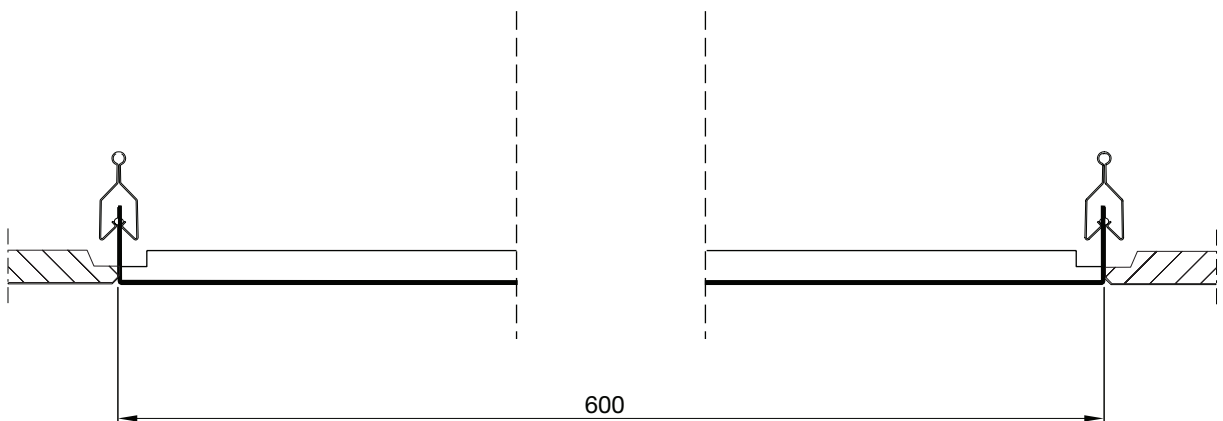
Grille box type V including mounting bracket type PBB.

Sketch Versio- V, H, R all sizes

(PBB mounting brackets included as standard).



Sketch moduleplate type LM- Integra/Formo




Ceiling diffusers

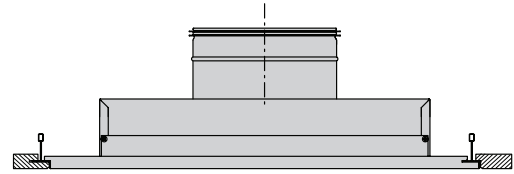
Ceiling tile adaption

7. Danotile Contur, Ecophon D and Rockfon D-XL

Lindab's diffuser adapted to the above mentioned ceiling systems, is mounted directly in the ceiling system, as depicted in the sketches.



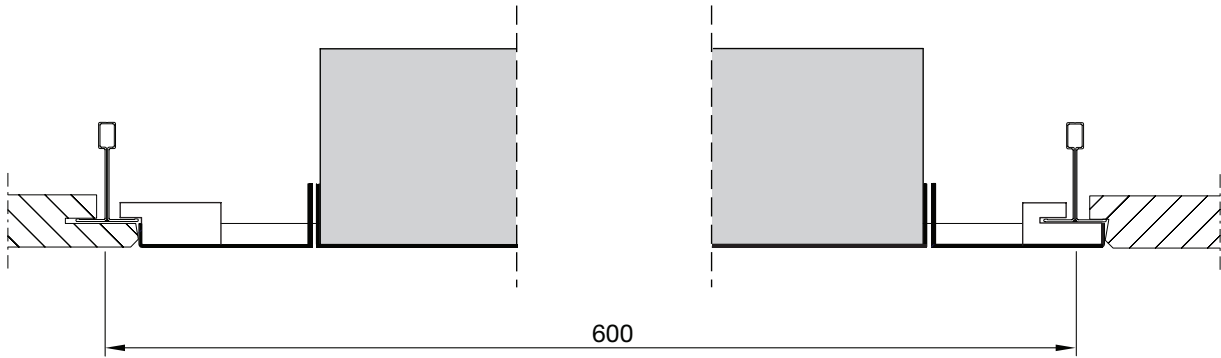
Plenum box type H



Grille box type V

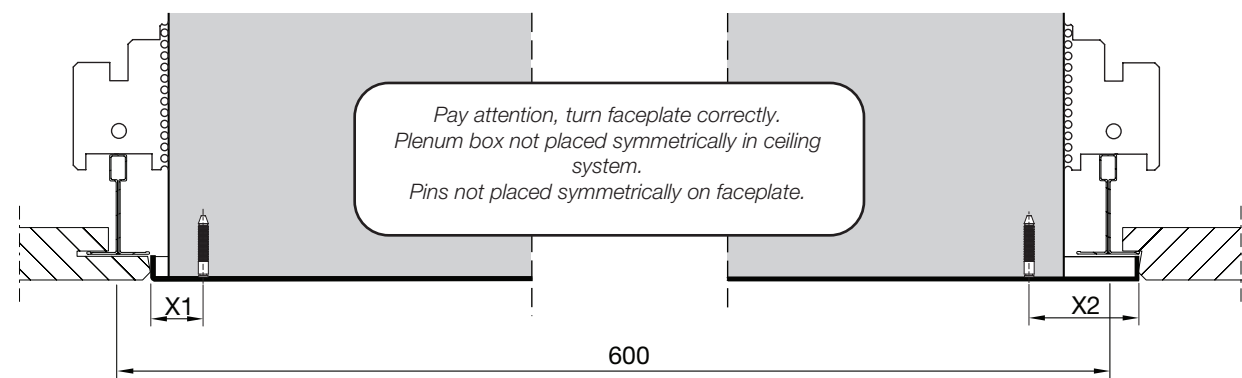
Sketch Versio- V, H, R pattern 300, 400, 500

(PBB mounting brackets not included, can be ordered separately).

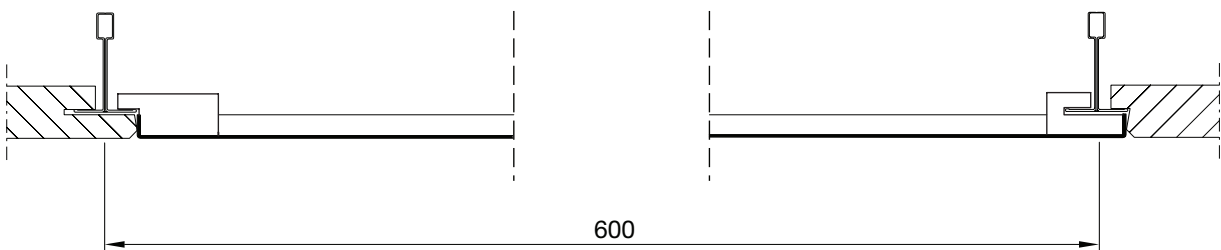


Sketch Versio- V, H, R pattern 600

(PBB mounting brackets included as standard).



Sketch moduleplate type LM- Integra/Formo

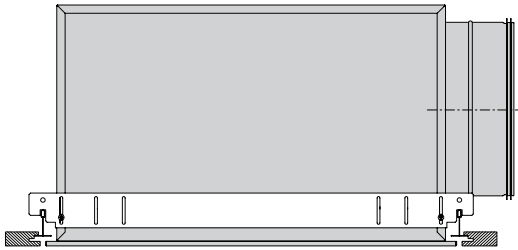


Ceiling diffusers

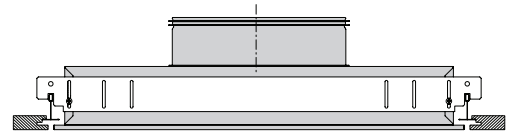
Ceiling tile adaption

8. Ecophon Focus DG

Lindab's diffuser adapted to Ecophon Focus DG ceiling systems are mounted directly in the ceiling system, as depicted in the sketches.



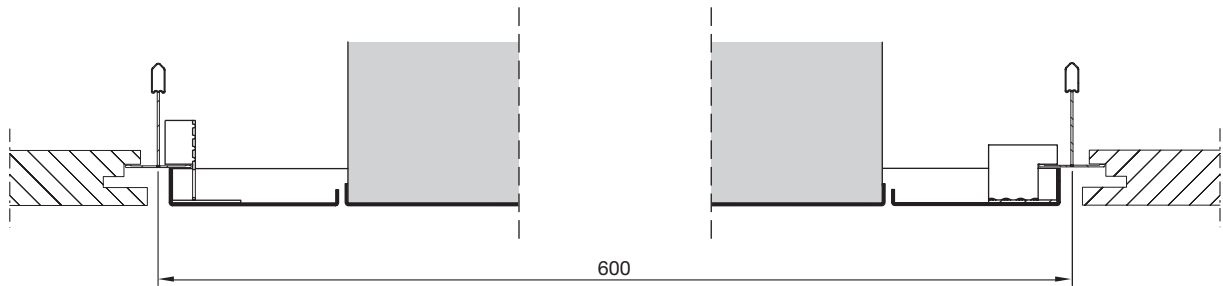
Plenum box type H including mounting bracket type PBB.



Grille box type V including mounting bracket type PBB.

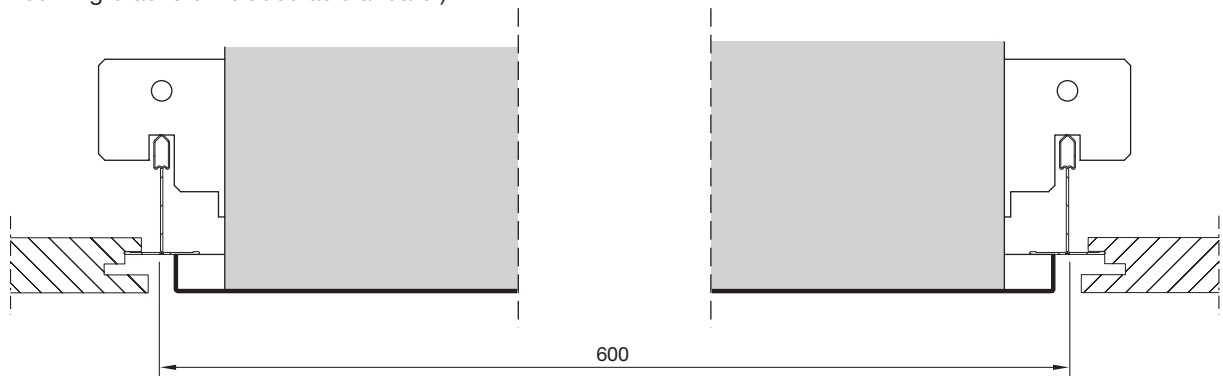
Sketch Versio- V, H, R pattern 300, 400, 500

(PBB mounting brackets not included, can be ordered separately).

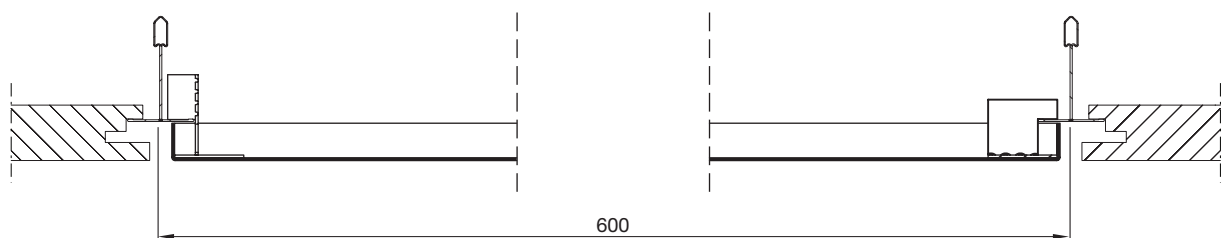


Sketch Versio- V, H, R pattern 600

(PBB mounting brackets included as standard).



Sketch moduleplate type LM- Integra/Formo




Ceiling diffusers

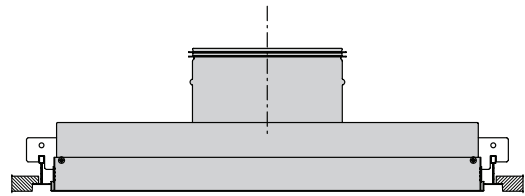
Ceiling tile adaption

9. Ecophon E / T24 and Rockfon E10 24

Lindab's diffuser adapted to the above mentioned ceiling system is mounted directly in the ceiling system, as depicted in the sketches.



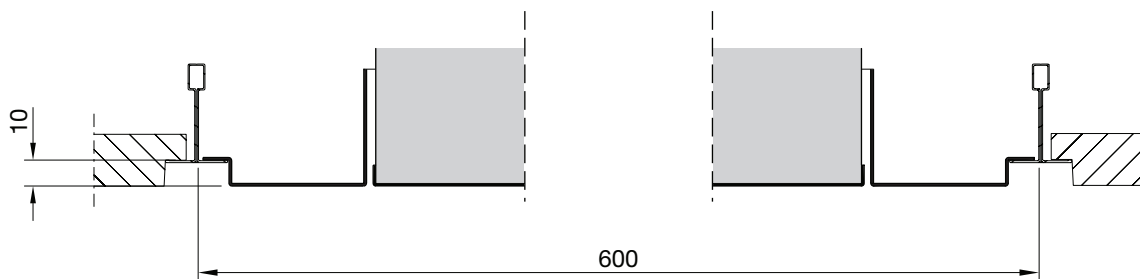
Plenum box type H including mounting bracket type PBB.



Grille box type V including mounting bracket type PBB.

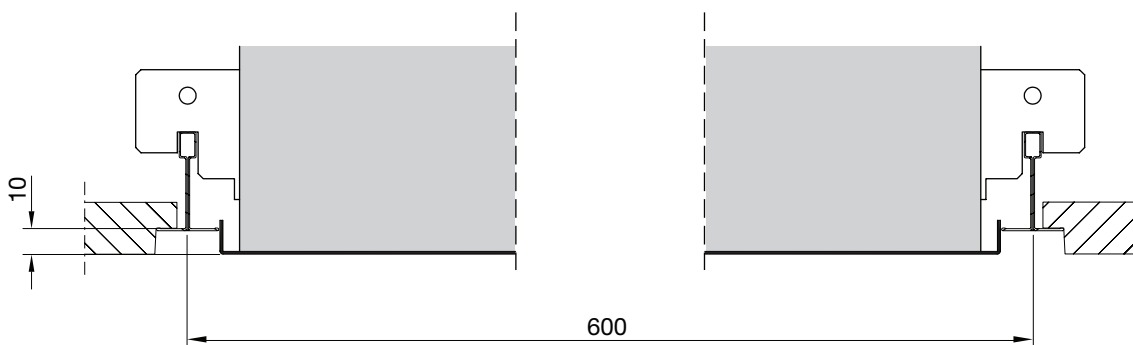
Sketch Versio- V, H, R pattern 300, 400, 500

(PBB mounting brackets not included, can be ordered separately).

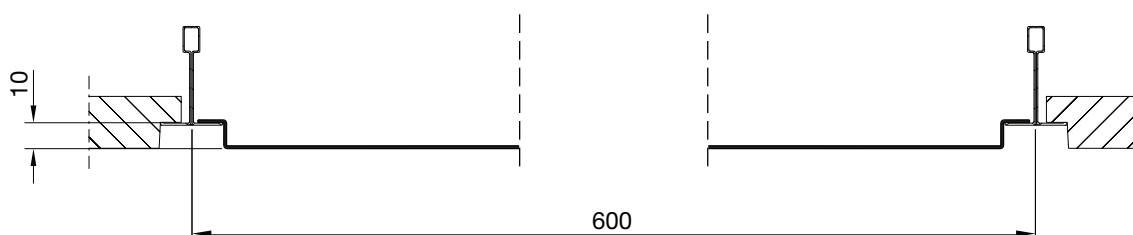


Sketch Versio- V, H, R pattern 600

(PBB mounting brackets included as standard).



Sketch moduleplate type LM- Integra/Formo




Ceiling diffusers

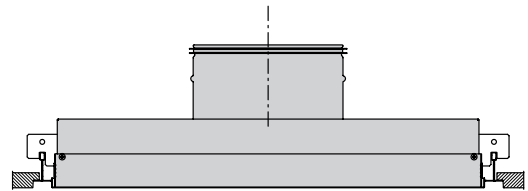
Ceiling tile adaption

10. Ecophon E / T15 and Rockfon E10 15

Lindab's ceiling diffusers adapted to the above mentioned ceiling systems are mounted directly in the ceiling system, as depicted in the sketches.



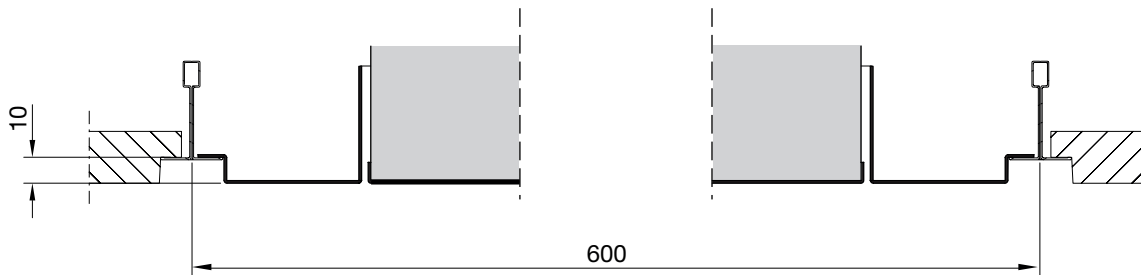
Plenum box type H including mounting bracket type PBB.



Grille box type V including mounting bracket type PBB.

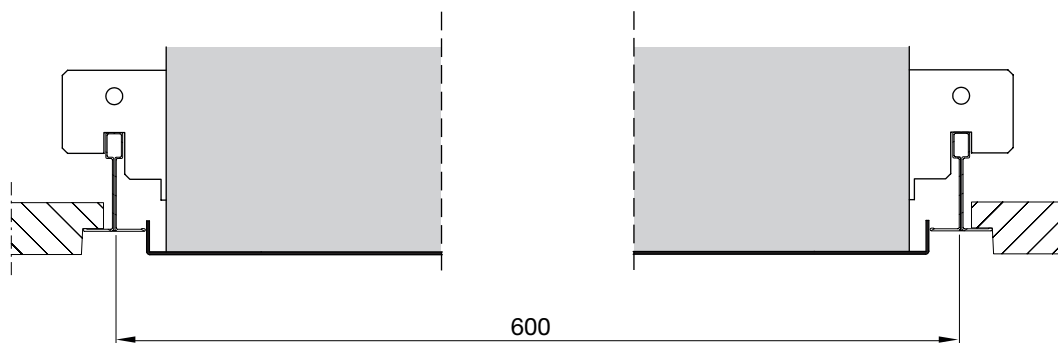
Sketch Versio- V, H, R pattern 300, 400, 500

(PBB mounting brackets not included, can be ordered separately).

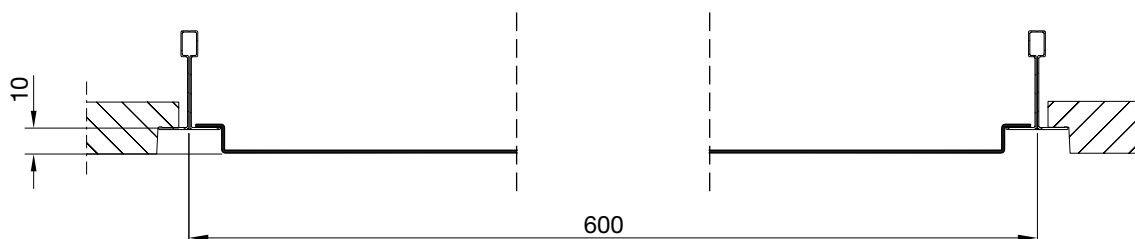


Sketch Versio- V, H, R pattern 600

(PBB mounting brackets included as standard).



Sketch moduleplate type LM- Integra/Formo



Ceiling diffusers

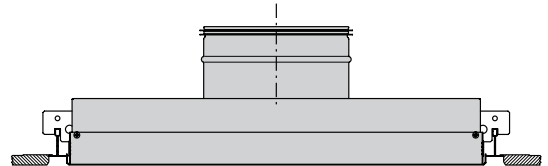
Ceiling tile adaption

11. Danotile Markant

Lindab's ceiling diffusers adapted to the above mentioned ceiling systems are mounted directly in the ceiling system, as depicted in the sketches.



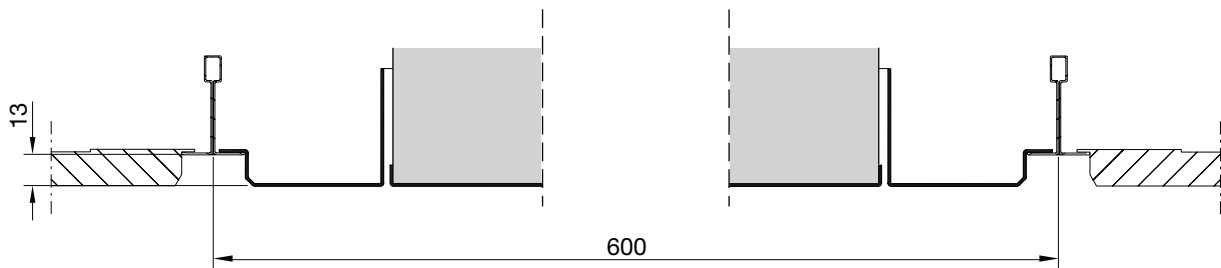
Plenum box type H including mounting bracket type PBB.



Grille box type V including mounting bracket type PBB.

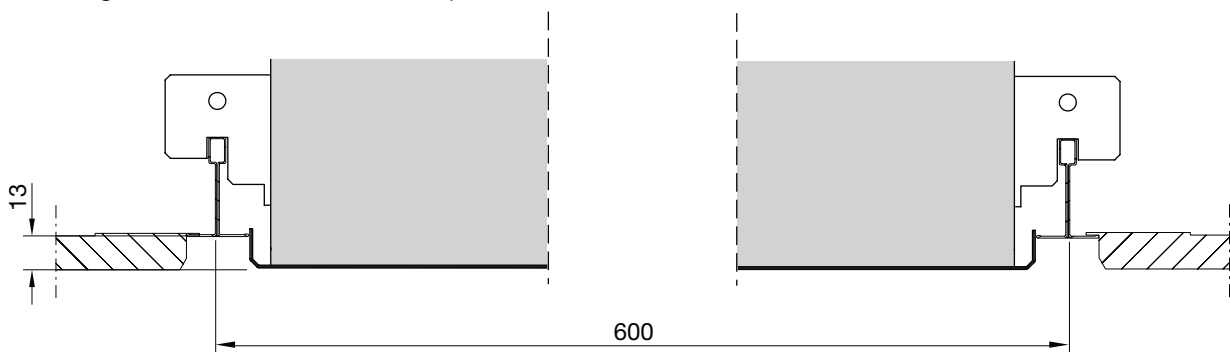
Sketch Versio- V, H, R pattern 300, 400, 500

(PBB mounting brackets not included, can be ordered separately).

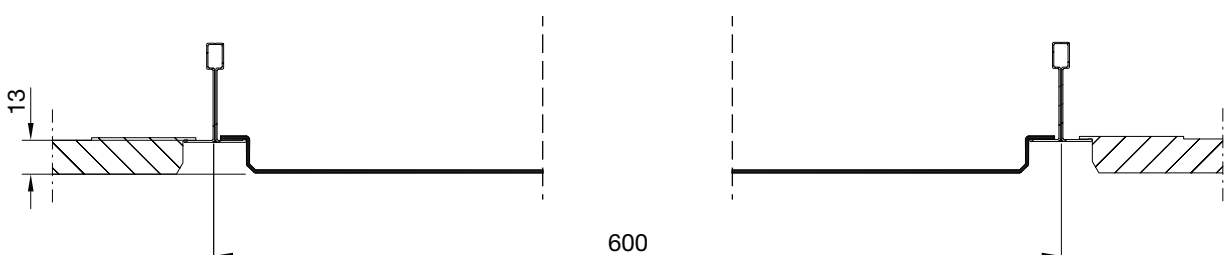


Sketch Versio- V, H, R pattern 600

(PBB mounting brackets included as standard).



Sketch moduleplate type LM- Integra/Formo




Ceiling diffusers

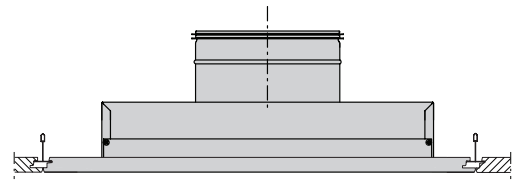
Ceiling tile adaption

14. Ecophon Focus edge DS

Lindab's diffuser adapted to Ecophon Focus edge DS ceiling systems, is mounted directly in the ceiling system, as depicted in the sketches.



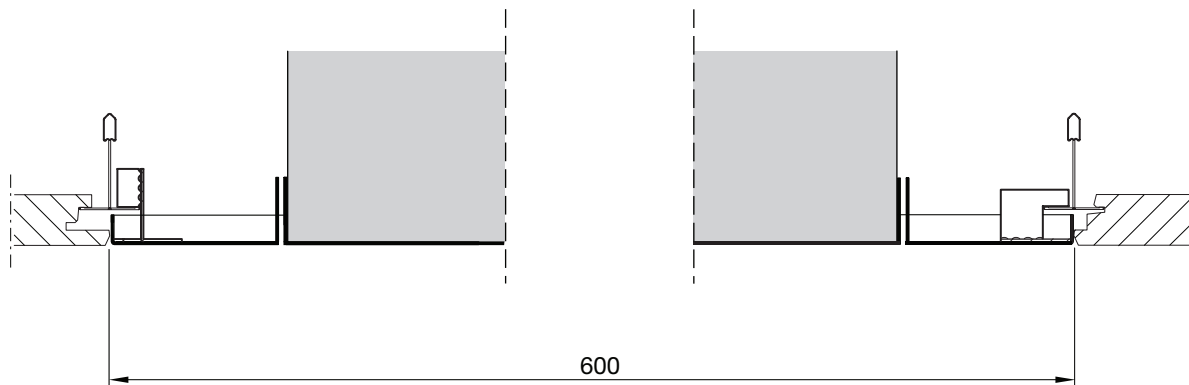
Plenum box type H.



Grille box type V.

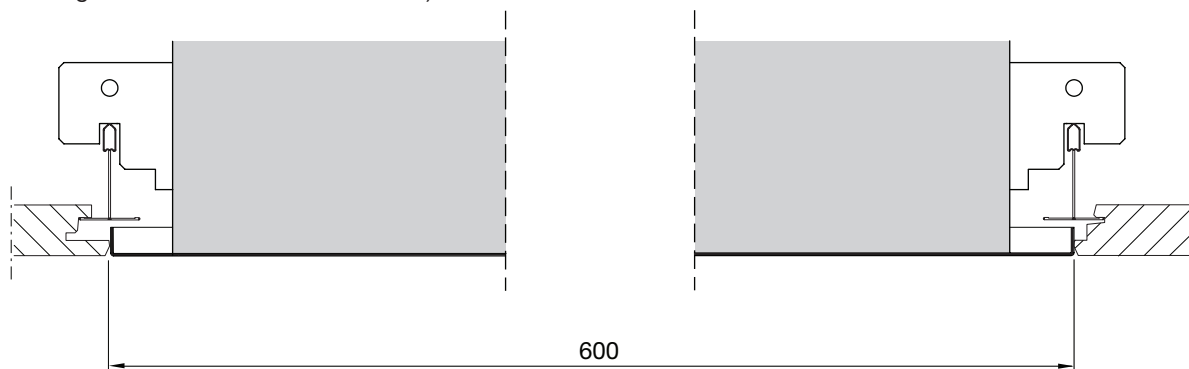
Sketch Versio- V, H, R pattern 300, 400, 500

(PBB mounting brackets not included, can be ordered separately).

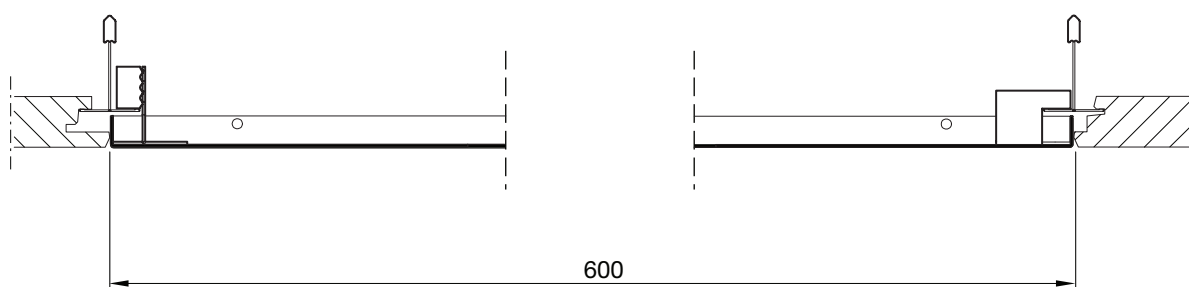


Sketch Versio- V, H, R pattern 600

(PBB mounting brackets included as standard).



Sketch moduleplate type LM- Integra/Formo



Ceiling diffusers

Ceiling tile adaption

Versio overview

Ceiling type no.
1, 3, 7, 8, 9, 10, 11, 14

	Pattern			
	600	500	400	300
PS 1-4 PS 8-11				
RS 14-16				
NS 19				
GS 23				
Frame				

Ceiling type no.	Pattern							
	600		500		400		300	
1, 3	●	÷	●	÷	●	÷	●	÷
7, 8, 9, 10, 11, 14	÷	●	●	÷	●	÷	●	÷

● Combination possible



Versio NS19 with plenum boxe type H, R, overpart V and overpart V with MB plenum box.

Ceiling diffusers

Ceiling tile adaption


Versio overview

Ceiling type no.
2, 4, 5, 6


	Pattern			
	600	500	400	300
PS 1-4 PS 8-11				- PS1-4
RS 14-16		- RS16 	- RS16 	
NS 19				
GS 23				
No Frame ! - Full face plate				

Ceiling type no.	Pattern							
	600		500		400		300	
2, 4, 5, 6								
	÷	●	÷	●	÷	●	÷	●

● Combination possible



H



R



V



V + MB

Versio NS19 with plenum box type H, R, overpart V and overpart V with MB plenum box.

Ceiling diffusers

Ceiling tile adaption

Formo / Integra overview

Ceiling type no.
1, 4, 5, 6, 7



Moduleplate

Diffuser size
Min. - max.

Ceiling types

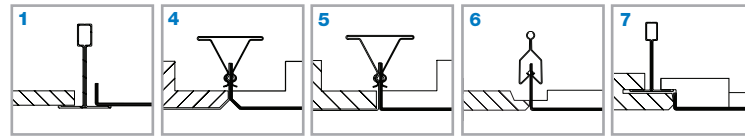
Moduleplate type LM mm

PKA LKA		125 - 250
		125 - 250

Moduleplate type LM mm

PCA LCA RCG PC6 PC7 RC14 RC15 NC19		100 - 400
		100 - 400
		125 - 315
		125 - 315
		160 - 315
		160 - 315
		160 - 250

Ceiling tile adaption



Danotile T24/T15 Ecophon T24 Rockfon A24.	Dampa Clip-In bevelled edge	Dampa Clip-In square edge	Luxalon SQ Clip-In	Danotile Contur Ecophon D Rockfon D-XL
F: 595 mm	F: 600 mm	F: 600 mm	F: 600 mm	F: 599 mm

•	•	•	•	•
•	•	•	•	•

F: 595 mm F: 600 mm F: 600 mm F: 600 mm F: 599 mm

•	•	•	•	•
•	•	•	•	•
•	•	•	•	•
•	•	•	•	•
•	•	•	•	•
•	•	•	•	•
•	•	•	•	•
•	•	•	•	•

• Combination possible

Ceiling type no.
8, 9, 10, 11, 14



Moduleplate

Diffuser size
Min. - max.

Ceiling types

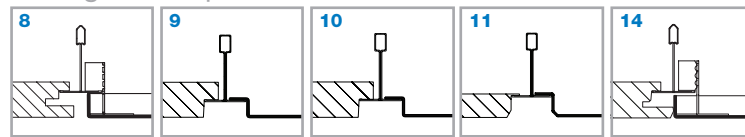
Moduleplate type LM mm

PKA LKA		125 - 250
		125 - 250

Moduleplate type LM mm

PCA LCA RCG PC6 PC7 RC14 RC15 NC19		100 - 400
		100 - 400
		125 - 315
		125 - 315
		160 - 315
		160 - 315
		160 - 250

Ceiling tile adaption



Ecophon Focus edge DG	Rockfon E10 24 Ecophon E / T24	Rockfon E10 15 Ecophon E / T15	Danotile Markant	Ecophon Focus edge DS
F: 595 mm	F: 600 mm	F: 600 mm	F: 600 mm	F: 599 mm

•	•	•	•	•
•	•	•	•	•

F: 595 mm F: 600 mm F: 600 mm F: 600 mm F: 599 mm

•	•	•	•	•
•	•	•	•	•
•	•	•	•	•
•	•	•	•	•
•	•	•	•	•
•	•	•	•	•
•	•	•	•	•
•	•	•	•	•

• Combination possible



Most of us spend the majority of our time indoors. Indoor climate is crucial to how we feel, how productive we are and if we stay healthy.

We at Lindab have therefore made it our most important objective to contribute to an indoor climate that improves people's lives. We do this by developing energy-efficient ventilation solutions and durable building products. We also aim to contribute to a better climate for our planet by working in a way that is sustainable for both people and the environment.

[Lindab | For a better climate](https://www.lindab.com)