



Lindab **InCapsa**

Product overview

We simplify construction

At Lindab we are driven by a strong desire to continuously generate improvements and to simplify construction. We do that by developing products and systems that are easy to use and energy efficient, together with industry-leading knowledge, support, logistics and efficient availability.

We want to simplify everything – from designing, ordering, delivery, goal achievement and installation to the entire way of doing business with us. By simplifying in every stage of the construction process, we also contribute to energy-efficiency.

A good thinking company

Good thinking is a deeply rooted philosophy that guides us in everything we do. We firmly believe that good thinking makes good solutions to the challenges we all face. Taking responsibility for what we do and how we do things is therefore important to us. Because good thinking is not only about making life easier and more comfortable for our customers and end users. It is also a matter of thinking in a global perspective, all the time. Knowing that we at Lindab are helping to make the world a better place.

Efficient energy renovation with Lindab InCapsa – why?

In the years to come, millions of apartments throughout Europe will have to be renovated and made more energy efficient. Homeowners and housing associations will have to find solutions to meet these requirements. However, renovation work also has to be carried out efficiently, and the results must be esthetically pleasing.

Lindab InCapsa gives you the best of both worlds – energy-efficient ventilation creating the ideal indoor environment, and the neatest ductwork encapsulation system on the market.

All in a single package.





Lindab InCapsa

Stricter energy demands on buildings increases the need of a balanced ventilation system with supply and exhaust air and heat recovery. The system results in decreased use of energy as well as better air quality in the building.

InCapsa is a cost effective system that makes it easier to mount, suspend and cover ventilation systems in buildings. InCapsa is developed to be used in buildings that were built in the 50's, 60's and 70's in large scale.

InCapsa consists of different parts that is easy to combine to find solutions for most apartments. In a few simple steps the ventilation system is mounted and covered behind panels made of sheet metal.

InCapsa is adapted to rooms with straight walls and 90° degree corners. In rooms with different set-ups, e.g. furnished attics, sloping ceilings and curved walls, other solutions should be used.

The system comes in three sizes, Ø100, Ø125 and Ø160, and is adjusted to function with [Lindab's Safe system](#) and Lindab's assortment of air terminal units and valves.

Advantages of InCapsa

- Cost efficient solution
- Quick and easy to mount
- Takes up less space than traditional covering
- The tenant can remain in the apartment during the installation of the system
- No need of painting, which can emit emissions
- Simplifies project management as fewer professionals are needed
- Makes it easier to pass sound demands as wall-mounted valves are not needed.



A residential ventilation solution by Lindab makes it easier to achieve Energy class A status.

Faster installation
of the duct
system with
Lindab Safe®


**Professional
advice** and
support from
start to
finish.

Residential
ductwork
and encap-
sulation in
a single
package.

**No need for
residents to
vacate** during
installation.

Fitting of
ducts and
encapsulation
is **five times
faster.**

**Patented
esthetic
solution** with
Lindab InCapsa.



**One profession
provides simpler
project planning.**



When you choose residential ventilation and encapsulation by Lindab, you receive professional advice and support from project planning to handover.

1 The secret of Lindab InCapsa is our patented bracket, which holds both the ventilation ducts as well as the encapsulation in one fixing. This simplifies and speeds up installation considerably and when used with [Lindab Safe®](#) ducting, installation is even quicker.

2 The brackets are simply attached to ceilings and walls with two screws. Before tightening the screws, the rails for the encapsulation cover are mounted in the brackets' specially designed grooves. When tightened, the rails are automatically secured into position.

3 The ducts are then fitted into the brackets and locked into place in one simple operation. To mount supply or extract air valves, holes are simply cut in the encapsulation cover. The cover is then clicked into position into the rails and the valves placed in position. The fascia joints are then covered with seam sleeves.

Easy and quick!



With Lindab InCapsa there's no need for carpenters or painters.



One profession provides simpler project planning.

Lindab InCapsa is our problem-solving solution for apartments which have to be renovated and made more energy efficient. The ventilation fitter is responsible for the entire process – from installation of the duct system through to the fitting of the encapsulation. There's no need for carpenters or painters to carry out time-consuming plasterboarding, plastering and painting.

The risk of errors and delays is minimized as both project planning and installation are carried out by one and the same supplier. According to our own statistics, the retro fitting of domestic ventilation is five times faster with Lindab InCapsa.

[This video will show you how >>](#)









[Click here to view the assemble instruction for Lindab InCapsa >>](#)




Product overview

Click on the product for link to detailed technical information and accessories, or visit www.lindab.com



Rails

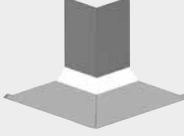

Steel rail
 CSR
 CACR




Mitred steel rails
 CSR1
 CSR2
 CSR3
 CSR4

Steel rail alignment plate
 CSR5
 CSR6
 CSRAP




Panels




Panel
 CP
U-Panel
 CUP


Inner corner
 CCI
Outer corner
 CCO

Gable
 CG
 CGU
Touch up paint
 STIFT



Suspensions


Concole
 CC
U-Console
 CUC
Support plate
 CSP

Inner panel joint
 CPJI
Outer panel joint
 CPJO
U-Outer panel joint
 CPJUO

Panel joint screw
 FTK

Products developed for InCapsa

T-piece (female coupling)
 TCPMU
Eccentric silencer
 LRCEC

Pipe collar
 CVB



Good Thinking

At Lindab, good thinking is a philosophy that guides us in everything we do. We have made it our mission to create a healthy indoor climate – and to simplify the construction of sustainable buildings. We do that by designing innovative products and solutions that are easy to use, as well as offering efficient availability and logistics. We are also working on ways to reduce our impact on our environment and climate. We do that by developing methods to produce our solutions using a minimum of energy and natural resources, and by reducing negative effects on the environment. We use steel in our products. It's one of few materials that can be recycled an infinite number of times without losing any of its properties. That means less carbon emissions in nature and less energy wasted.

We simplify construction