

UltraLink® Controller

FTCU



Description

Application

The Controller is suitable for measuring and controlling air flow and measuring temperature. Communication is established via analog signals and/or digital signal using Modbus.

The Controller can also be commissioned via Bluetooth.

The OneLink app is the perfect tool to monitor and adjust the airflow directly via a mobile device, which speeds up installation and commissioning.

Design

The Controller consists of a sensor body attached to a damper body with Lindab Safe gaskets.

Two transducers are mounted on the sensor body and connected to a display unit. The display unit is mounted on top of a shelf on the damper body.

The product has a pre-mounted cable which makes it easy to connect.

The shelf, FTES, can be used for mounting equipment such as an electrical junction box or a Regula Combi.

Firmware

Upgrading the firmware allows you to always have access to the latest functionalities in UltraLink.

Maintenance

Normally does not require any maintenance.

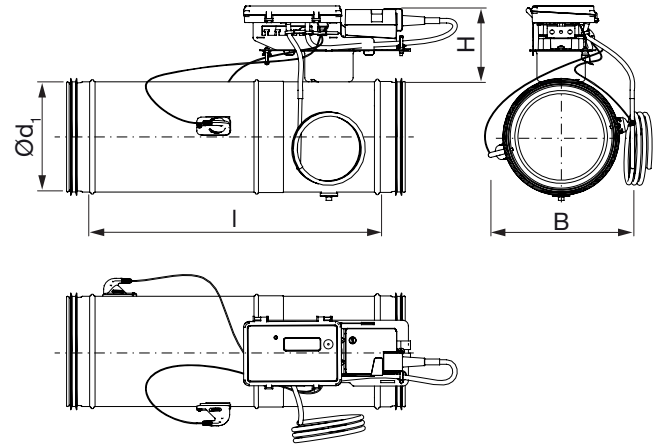
The visible parts of the device can be wiped with a damp cloth.

Ordering example

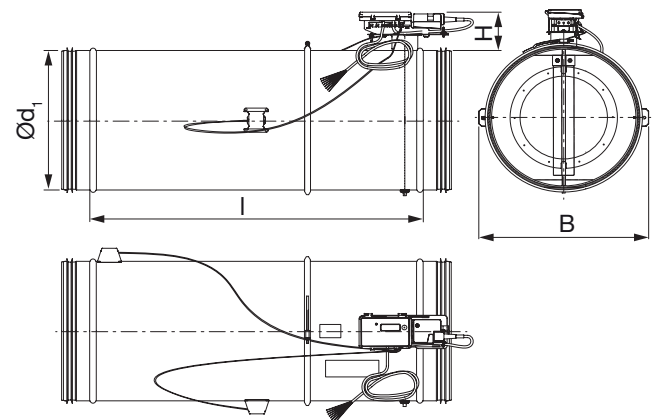
Product	FTCU	200	4
Dimension Ød ₁			
Type			

Dimensions

FTCU 100-315



FTCU 400-630



Ød ₁ nom	l mm	H mm	B mm	m kg
100	321	108	160	1,67
125	345	108	185	1,94
160	423	108	220	2,46
200	493	108	260	3,33
250	590	108	310	4,65
315	720	108	375	6,36
400	901	108	470	10,6
500	1120	108	570	20,8
630	1372	108	700	30,4

Special versions

We can supply UltraLink with the following special designs (Ø 100 – 315):

- White (RAL 9003)
- Black (RAL 9005)
- Stainless steel 4404 (acid-proof)



UltraLink® Controller

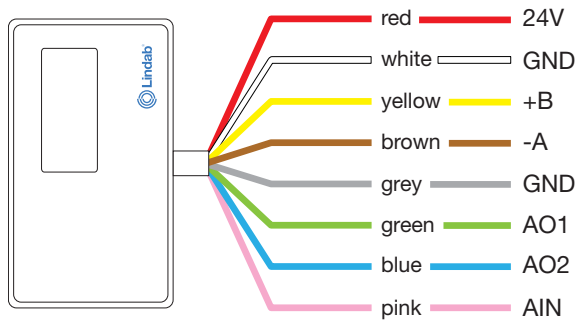
FTCU

Factory settings

	Default		On request	
	Value	Parameter	Value	Parameter
Min. flow velocity [m/s]	0		0,7	
Max. flow velocity v(nom) [m/s]	7		10 or 15	
Analog in range [V]	2-10	Flow	0-10	Flow
Analog out 1 range [V]	2-10	Flow	0-10	Flow
Analog out 2 range [V]	2-10	Damper pos.	0-10	Damper pos.
			2-10	Temp.
			0-10	Temp.

Wiring

For wiring with premounted cable:



- Red** 24V, power supply (AC G, DC +) *
- White** GND, power supply (AC G0, DC -) *
- Yellow** +B, connection for Modbus via RS485
- Brown** -A, connection for Modbus via RS485
- Grey** GND, ground (system neutral)
- Green** AO1, analog output
- Blue** AO2, analog output
- Pink** AIN, analog input

*) When using AC terminal 1 (G) should have system potential and terminal 2 (G0) should be system neutral.

UltraLink® Controller

FTCU

Technical data

Power supply	AC/DC	24 (19-28)	V
Cable	Max outer diameter	7	mm
Power consumption	Dim. 100–315	2	W
	Dim. 400–630	3	W
Power consumption	For wiring dim. 100–315	3	VA
	For wiring dim. 400–630	5	VA
Premounted cable	Length	0,7	m
Degree of protection	EN 60529	IP44	
Tightness class to the environment	EN 12237	D	
Tightness class, past a closed damper	EN 1751	4	
Pressure class, Δp closed damper	Dim. 100–315	C (max. 5000 Pa)	
	Dim. 400–630	B (max. 2500 Pa)	
Storage temperature range		-30 to +50	°C
Maximum ambient moisture		95	% RH
Connection	RS485 standard or analog		
Cable	RS485 standard cable, 2-wire shielded twisted pair, min. 0,1 mm ² (LIYCY cable)		
Protocol	Modbus		
Output	Flow		m ³ /h
	Flow		l/s
	Velocity		m/s
	Temperature		°C
	Damper position (0% fully closed, 100% fully open)		%
Velocity range	For guaranteed measurement uncertainty	0,2 - 15	m/s
Measurement uncertainty flow (assuming correct installation)	Depending on which is the greatest of the percentage or the absolute number for the specific products size.	±5	% or
		Dim. 100 = ±1,00	l/s
		Dim. 125 = ±1,25	l/s
		Dim. 160 = ±1,60	l/s
		Dim. 200 = ±2,00	l/s
		Dim. 250 = ±2,50	l/s
		Dim. 315 = ±3,15	l/s
		Dim. 400 = ±4,00	l/s
	Dim. 500 = ±5,00	l/s	
	Dim. 630 = ±6,30	l/s	
Temperature range		-10 to +50	°C
Measurement uncertainty temperature		±1	°C
Bluetooth signal	Frequency	2402–2480	MHz
	Output power	-40 to +9	dB
Bluetooth range (free line of sight)	UltraLink	100	m
Firmware	Upgradable for optimal performance and new features		

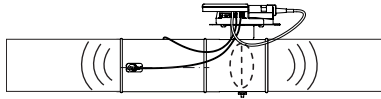


UltraLink® Controller

FTCU

Technical data

To calculate pressure loss and achieve the best performance, please use our online tool LindQST.



The solid curves show the pressure drop, Δp_t , over the damper as a function of flow q , and setting angle α .

The dashed curves give the A-weighted sound power data, L_{WA} , in dB to the duct. These curves are intended for brief comparison. For more accurate calculation, please use the tables.

Setting angle °

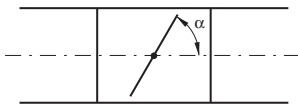
$\alpha = 0^\circ =$ open blade

$\alpha = 90^\circ =$ closed blade

Setting angel %

$\alpha = 100\% =$ open blade

$\alpha = 0\% =$ closed blade



Example

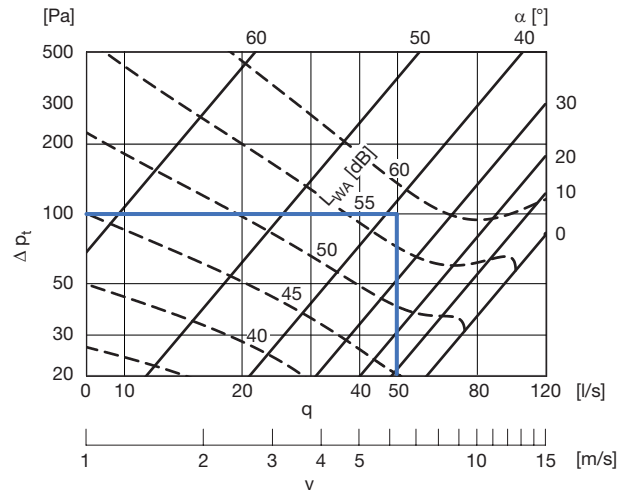
Given	Dimension	Ø100
	Flow	50 l/s
	Pressure drop	100 Pa

Obtained from graph

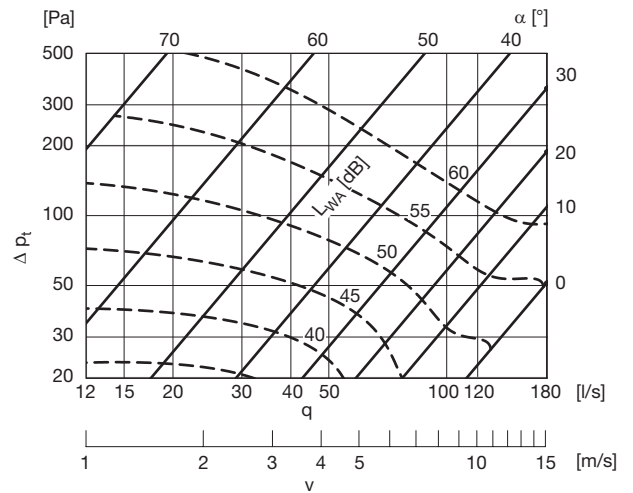
Setting angle 39°

Sound power level 57,7 dB (A)

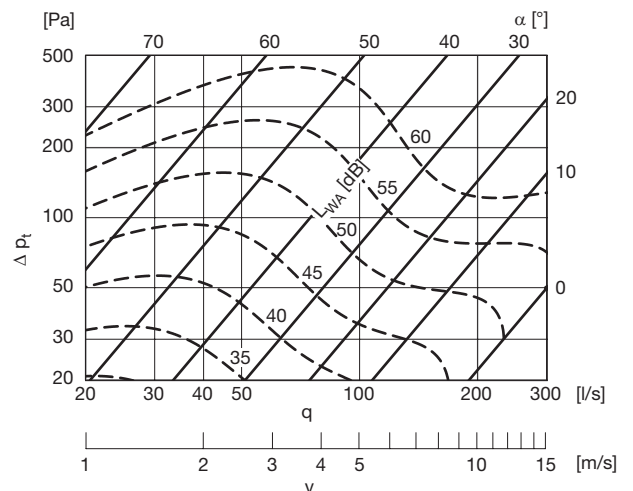
Ø100



Ø125



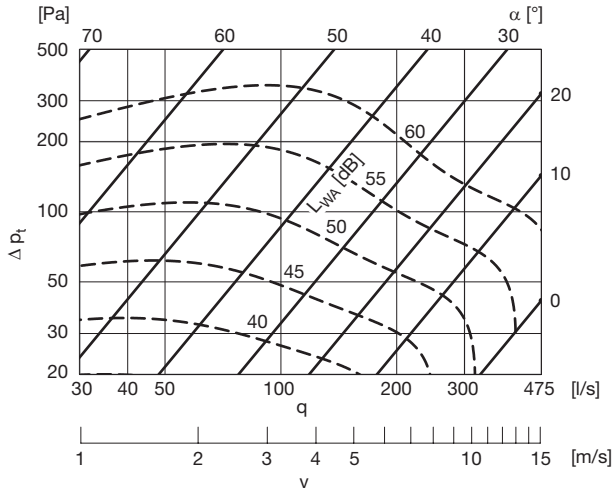
Ø160



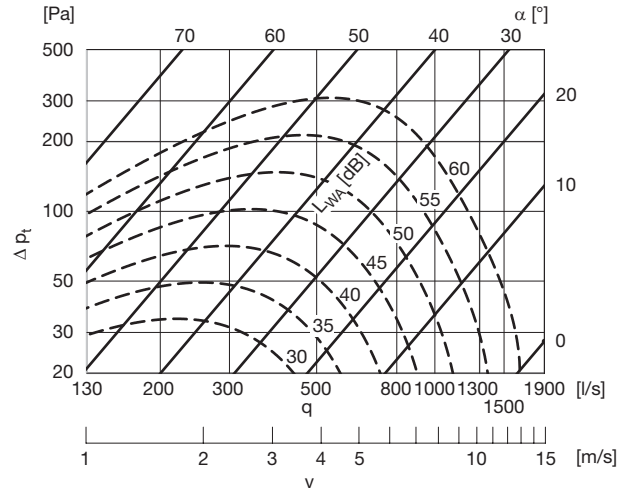
UltraLink® Controller

FTCU

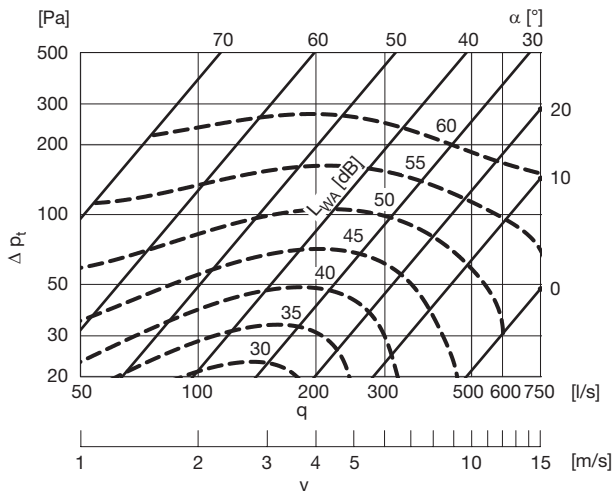
Ø200



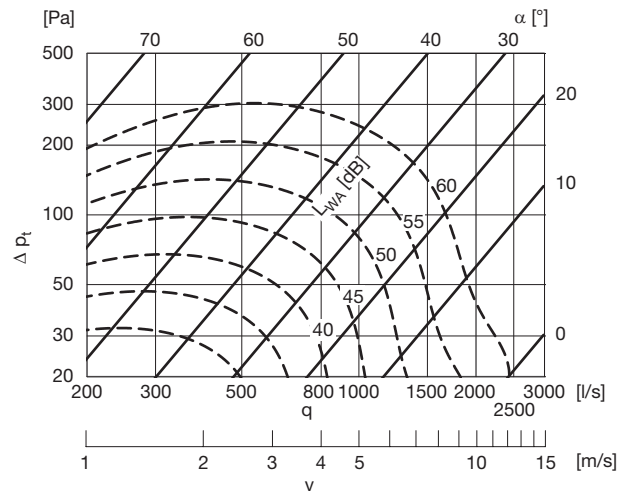
Ø400



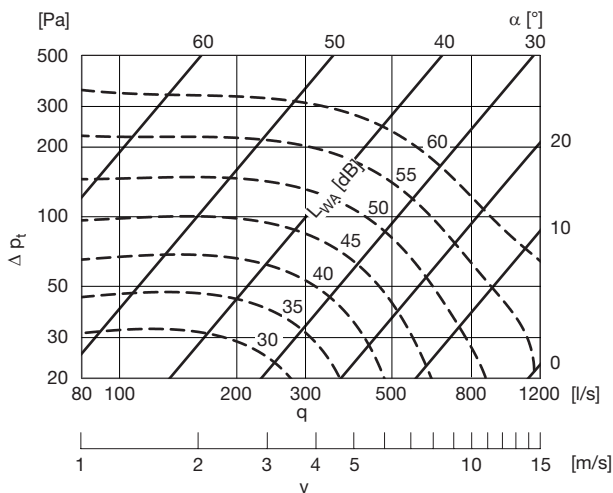
Ø250



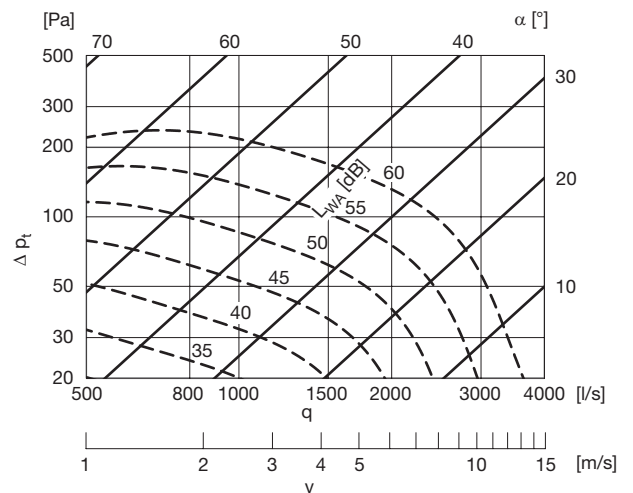
Ø500



Ø315



Ø630



UltraLink® Controller

FTCU

Sound data

Sound power level L_{W} , [dB] to duct in the octave bands 1–8, 63–8000 Hz, as a function of dimension, flow and pressure drop.
 Note: A-filter have to be applied to the figures in the table if $L_w(A)$ is to be calculated.

A-filter correction.

63	125	250	500	1K	2K	4K	8K
-26	-16	-9	-3	0	1	1	-1

dim $\varnothing d_1$	Pressure loss [Pa]	Centre frequency [Hz]								Centre frequency [Hz]								Centre frequency [Hz]							
		63	125	250	500	1k	2k	4k	8k	63	125	250	500	1k	2k	4k	8k	63	125	250	500	1k	2k	4k	8k
100		Velocity app. 1 [m/s]								Velocity app. 3 [m/s]								Velocity app. 6 [m/s]							
		Flow 8 [l/s]								Flow 24 [l/s]								Flow 47 [l/s]							
	500	71	47	44	48	50	48	42	31	74	55	57	59	58	54	46	36	77	66	68	67	63	57	49	38
	200	65	44	42	45	45	42	37	28	68	55	55	55	52	46	40	31	70	66	66	61	55	48	40	32
	100	60	42	40	41	41	37	32	24	62	54	53	50	46	40	34	27	65	64	62	55	48	41	33	26
	50	55	40	38	37	35	32	27	21	57	51	49	45	39	33	28	22	61	60	57	49	42	35	27	21
	20	47	36	33	30	27	23	19	15	51	47	43	36	29	25	19	15	61	49	47	44	38	32	24	17
		Velocity app. 9 [m/s]								Velocity app. 12 [m/s]								Velocity app. 15 [m/s]							
		Flow 71 [l/s]								Flow 94 [l/s]								Flow 118 [l/s]							
	500	78	75	76	72	65	58	49	39	80	81	81	75	66	58	48	38	81	85	84	76	67	58	47	37
	200	72	73	72	65	56	48	39	31	75	76	74	66	57	49	39	30	77	75	74	67	59	50	40	29
	100	69	68	66	58	50	43	33	25	73	65	64	59	52	45	35	25	75	60	61	58	51	44	35	24
50	68	57	56	52	46	39	30	21	-	-	-	-	-	-	-	-	-	-	-	-	-	-	-	-	
20	-	-	-	-	-	-	-	-	-	-	-	-	-	-	-	-	-	-	-	-	-	-	-	-	

dim $\varnothing d_1$	Pressure loss [Pa]	Centre frequency [Hz]								Centre frequency [Hz]								Centre frequency [Hz]							
		63	125	250	500	1k	2k	4k	8k	63	125	250	500	1k	2k	4k	8k	63	125	250	500	1k	2k	4k	8k
125		Velocity app. 1 [m/s]								Velocity app. 3 [m/s]								Velocity app. 6 [m/s]							
		Flow 12 [l/s]								Flow 37 [l/s]								Flow 74 [l/s]							
	500	79	61	48	48	53	54	49	38	77	56	55	58	58	55	51	43	80	68	67	66	61	55	49	41
	200	70	50	43	45	47	47	44	35	71	56	54	54	51	46	42	36	73	67	65	59	52	44	36	31
	100	64	45	41	42	42	41	38	31	65	55	52	49	44	39	34	29	67	64	60	52	44	37	29	24
	50	58	41	38	38	37	34	32	27	59	52	48	42	36	30	25	21	63	58	54	47	40	34	26	20
	20	50	37	34	31	27	24	21	18	51	46	40	33	27	22	16	13	59	48	45	42	39	35	29	20
		Velocity app. 9 [m/s]								Velocity app. 12 [m/s]								Velocity app. 15 [m/s]							
		Flow 110 [l/s]								Flow 147 [l/s]								Flow 184 [l/s]							
	500	82	76	75	69	62	54	45	38	83	82	79	71	62	53	42	35	85	85	81	73	63	54	42	34
	200	75	73	69	61	53	45	35	28	77	75	71	64	56	49	38	29	79	74	71	66	61	55	44	31
	100	70	67	63	56	49	43	33	25	73	65	62	59	55	50	41	28	75	62	61	59	56	52	43	30
50	67	57	55	51	48	44	36	24	71	57	56	52	49	45	37	26	-	-	-	-	-	-	-	-	
20	66	53	50	45	40	36	29	20	-	-	-	-	-	-	-	-	-	-	-	-	-	-	-	-	

dim $\varnothing d_1$	Pressure loss [Pa]	Centre frequency [Hz]								Centre frequency [Hz]								Centre frequency [Hz]							
		63	125	250	500	1k	2k	4k	8k	63	125	250	500	1k	2k	4k	8k	63	125	250	500	1k	2k	4k	8k
160		Velocity app. 1 [m/s]								Velocity app. 3 [m/s]								Velocity app. 6 [m/s]							
		Flow 20 [l/s]								Flow 60 [l/s]								Flow 121 [l/s]							
	500	83	61	53	54	60	66	67	57	68	53	54	56	56	55	53	45	69	61	63	62	58	55	51	43
	200	68	50	47	49	51	53	52	44	60	50	51	50	47	45	42	36	65	60	61	58	53	48	42	34
	100	59	43	41	42	43	43	41	35	56	48	48	45	42	39	35	29	63	57	58	54	48	42	34	26
	50	51	38	36	35	34	33	31	27	53	46	45	41	36	33	28	23	60	52	52	49	43	36	27	20
	20	42	32	29	26	23	21	20	17	49	41	39	35	30	25	19	15	58	44	44	41	35	29	21	15
		Velocity app. 9 [m/s]								Velocity app. 12 [m/s]								Velocity app. 15 [m/s]							
		Flow 181 [l/s]								Flow 241 [l/s]								Flow 302 [l/s]							
	500	73	68	71	68	62	58	51	41	76	73	76	72	66	59	50	39	78	75	78	75	68	59	48	36
	200	70	65	67	63	57	50	40	31	73	66	68	66	59	50	38	28	75	65	68	66	59	50	37	26
	100	67	59	60	57	51	43	32	23	70	58	60	58	51	43	32	22	74	58	59	57	51	43	33	23
50	65	52	53	50	44	37	27	19	71	53	54	51	45	39	31	22	-	-	-	-	-	-	-	-	
20	67	49	48	45	39	34	27	20	-	-	-	-	-	-	-	-	-	-	-	-	-	-	-	-	



UltraLink® Controller

FTCU

dim Ød ₁	Pressure loss [Pa]	Centre frequency [Hz]								Centre frequency [Hz]								Centre frequency [Hz]							
		63	125	250	500	1k	2k	4k	8k	63	125	250	500	1k	2k	4k	8k	63	125	250	500	1k	2k	4k	8k
200		Velocity app. 1 [m/s]								Velocity app. 3 [m/s]								Velocity app. 6 [m/s]							
		Flow 31 [l/s]								Flow 94 [l/s]								Flow 188 [l/s]							
	500	72	54	53	59	63	63	57	44	63	54	57	58	59	57	52	41	72	65	64	61	58	58	56	47
	200	58	46	48	52	53	52	46	35	62	54	53	51	49	49	46	38	72	65	62	56	51	50	48	41
	100	53	43	44	45	46	44	39	30	62	53	51	46	43	43	41	35	68	63	59	51	45	42	39	32
	50	50	40	40	39	38	37	34	27	59	52	47	41	37	36	34	29	62	58	54	46	39	34	29	22
	20	47	37	34	31	28	28	26	22	53	46	41	34	28	25	23	19	54	49	46	40	33	27	20	13
		Velocity app. 9 [m/s]								Velocity app. 12 [m/s]								Velocity app. 15 [m/s]							
		Flow 283 [l/s]								Flow 377 [l/s]								Flow 471 [l/s]							
	500	80	73	71	64	60	59	57	49	83	79	76	68	61	59	56	47	84	82	79	70	62	58	53	43
200	75	71	68	60	53	49	45	37	75	73	70	63	54	48	41	31	75	74	72	65	56	48	38	27	
100	68	66	63	55	47	41	34	26	68	66	64	58	50	42	32	22	71	67	65	60	53	45	34	23	
50	62	59	56	50	43	36	27	18	68	61	58	53	47	41	32	22	74	64	61	56	51	47	38	27	
20	64	54	51	45	41	36	29	20	-	-	-	-	-	-	-	-	-	-	-	-	-	-	-	-	

dim Ød ₁	Pressure loss [Pa]	Centre frequency [Hz]								Centre frequency [Hz]								Centre frequency [Hz]							
		63	125	250	500	1k	2k	4k	8k	63	125	250	500	1k	2k	4k	8k	63	125	250	500	1k	2k	4k	8k
250		Velocity app. 1 [m/s]								Velocity app. 3 [m/s]								Velocity app. 6 [m/s]							
		Flow 49 [l/s]								Flow 147 [l/s]								Flow 295 [l/s]							
	500	-	-	-	-	-	-	-	-	67	54	56	57	59	61	57	45	70	67	65	61	59	59	57	47
	200	-	-	-	-	-	-	-	-	62	56	54	52	51	52	50	40	67	65	61	55	50	48	45	39
	100	60	44	45	47	48	49	46	36	59	55	51	46	43	43	41	34	62	59	53	47	42	38	33	29
	50	55	43	43	42	42	43	41	32	53	49	43	37	33	31	29	25	57	51	46	41	36	30	25	20
	20	48	40	37	33	31	31	30	24	44	37	31	25	20	17	14	13	57	44	41	36	32	27	21	15
		Velocity app. 9 [m/s]								Velocity app. 12 [m/s]								Velocity app. 15 [m/s]							
		Flow 442 [l/s]								Flow 589 [l/s]								Flow 736 [l/s]							
	500	76	75	71	65	61	59	55	48	80	80	75	69	63	58	53	46	83	81	77	71	65	58	51	44
200	71	69	64	58	52	47	41	35	74	69	65	60	54	47	39	32	77	68	66	62	56	48	39	30	
100	66	60	56	51	46	39	32	26	71	60	58	54	49	42	34	24	76	61	59	55	50	45	36	25	
50	65	53	50	46	41	35	28	20	71	56	53	49	44	40	33	23	76	59	56	51	47	44	37	26	
20	65	50	46	41	37	34	29	20	-	-	-	-	-	-	-	-	-	-	-	-	-	-	-	-	

dim Ød ₁	Pressure loss [Pa]	Centre frequency [Hz]								Centre frequency [Hz]								Centre frequency [Hz]							
		63	125	250	500	1k	2k	4k	8k	63	125	250	500	1k	2k	4k	8k	63	125	250	500	1k	2k	4k	8k
315		Velocity app. 1 [m/s]								Velocity app. 3 [m/s]								Velocity app. 6 [m/s]							
		Flow 78 [l/s]								Flow 234 [l/s]								Flow 468 [l/s]							
	500	59	46	50	56	59	59	53	38	64	54	55	57	59	60	57	46	75	65	63	63	63	61	56	49
	200	53	42	43	46	48	49	45	34	62	52	49	49	49	48	45	38	72	62	57	55	53	49	43	39
	100	50	39	38	38	39	40	38	29	58	48	44	42	40	38	35	31	68	58	52	49	45	40	35	31
	50	46	35	32	31	30	30	29	23	53	43	37	34	31	28	25	23	64	53	47	42	38	33	28	24
	20	-	-	-	-	-	-	-	-	46	36	29	24	21	17	14	13	59	47	42	37	32	28	24	18
		Velocity app. 9 [m/s]								Velocity app. 12 [m/s]								Velocity app. 15 [m/s]							
		Flow 701 [l/s]								Flow 935 [l/s]								Flow 1169 [l/s]							
	500	83	73	69	68	66	62	56	50	89	79	74	72	69	63	56	50	94	83	78	75	71	64	56	49
200	79	69	63	60	56	51	44	39	84	74	68	64	60	53	46	39	88	77	71	67	62	55	48	39	
100	75	64	58	54	50	44	38	32	79	68	63	58	53	48	41	32	82	70	66	61	56	51	44	33	
50	70	59	54	49	44	39	34	26	74	62	58	53	48	44	38	27	75	64	60	56	52	47	40	28	
20	65	53	49	44	40	36	30	21	68	57	52	49	45	41	33	23	-	-	-	-	-	-	-	-	

dim Ød ₁	Pressure loss [Pa]	Centre frequency [Hz]								Centre frequency [Hz]								Centre frequency [Hz]							
		63	125	250	500	1k	2k	4k	8k	63	125	250	500	1k	2k	4k	8k	63	125	250	500	1k	2k	4k	8k
400		Velocity app. 1 [m/s]								Velocity app. 3 [m/s]								Velocity app. 6 [m/s]							
		Flow 126 [l/s]								Flow 377 [l/s]								Flow 754 [l/s]							
	500	-	-	-	-	-	-	-	-	76	64	71	72	65	54	42	34	70	65	67	67	62	53	43	38
	200	78	58	70	75	72	62	48	33	62	54	55	54	49	41	33	29	64	58	57	56	53	46	37	32
	100	66	51	56	57	51	42	32	25	54	47	46	44	40	33	27	24	62	55	52	50	46	40	32	27
	50	53	42	42	40	35	28	21	18	49	41	38	35	31	26	21	19	62	52	48	45	40	34	27	21
	20	-	-	-	-	-	-	-	-	44	34	29	25	21	17	13	11	61	49	43	38	33	27	21	15
		Velocity app. 9 [m/s]								Velocity app. 12 [m/s]								Velocity app. 15 [m/s]							
		Flow 1131 [l/s]								Flow 1508 [l/s]								Flow 1885 [l/s]							
	500	73	69	69	69	66	57	47	40	79	74	74	74	70	62	50	42	86	79	79	78	74	65	53	43
200	73	65	64	62	58	51	41	34	82	72	70	68	63	54	44	35	90	78	75	73	66	57	46	35	
100	74	63	60	58	53	45	36	28	83	70	67	63	57	49	39	29	90	76	71	67	61	52	41	29	
50	74	61	57	53	47	40	31	23	82	69	63	58	52	45	35	24	88	75	67	62	57	50	39	26	
20	72	60	52	47	42	36	28	18	79	68	58	53	49	44	34	22	-	-	-	-	-	-	-	-	



UltraLink® Controller

FTCU

dim Ød ₁	Pressure loss [Pa]	Centre frequency [Hz]								Centre frequency [Hz]								Centre frequency [Hz]							
		63	125	250	500	1k	2k	4k	8k	63	125	250	500	1k	2k	4k	8k	63	125	250	500	1k	2k	4k	8k
500		Velocity app. 1 [m/s]								Velocity app. 3 [m/s]								Velocity app. 6 [m/s]							
		Flow 196 [l/s]								Flow 589 [l/s]								Flow 1178 [l/s]							
	500	-	-	-	-	-	-	-	-	55	53	57	61	63	61	53	40	67	64	65	66	65	60	50	37
	200	47	41	47	53	56	56	50	37	55	50	51	52	51	48	40	29	69	62	59	58	55	50	41	32
	100	43	38	40	43	44	43	38	28	54	48	45	44	42	38	31	23	70	60	55	52	48	43	36	31
	50	40	34	33	33	32	30	26	19	53	44	40	37	34	30	24	19	71	59	52	47	42	38	34	31
	20	-	-	-	-	-	-	-	-	51	41	34	30	26	22	19	17	71	58	48	41	36	32	31	32
		Velocity app. 9 [m/s]								Velocity app. 12 [m/s]								Velocity app. 15 [m/s]							
		Flow 1767 [l/s]								Flow 2356 [l/s]								Flow 2945 [l/s]							
	500	78	72	71	71	69	62	51	39	87	79	76	74	71	64	54	44	95	85	80	77	73	66	57	49
200	81	71	66	63	59	53	45	39	90	79	71	66	62	56	50	46	97	84	75	68	62	57	53	51	
100	82	70	63	57	53	48	43	40	91	77	67	60	54	50	47	47	96	81	69	60	54	49	48	50	
50	83	69	59	52	46	42	40	41	89	75	62	53	46	42	42	45	92	78	64	53	45	41	41	46	
20	80	66	53	44	37	33	33	37	85	71	57	46	38	34	34	39	-	-	-	-	-	-	-	-	

dim Ød ₁	Pressure loss [Pa]	Centre frequency [Hz]								Centre frequency [Hz]								Centre frequency [Hz]							
		63	125	250	500	1k	2k	4k	8k	63	125	250	500	1k	2k	4k	8k	63	125	250	500	1k	2k	4k	8k
630		Velocity app. 1 [m/s]								Velocity app. 3 [m/s]								Velocity app. 6 [m/s]							
		Flow 312 [l/s]								Flow 935 [l/s]								Flow 1870 [l/s]							
	500	-	-	-	-	-	-	-	-	61	56	61	67	68	63	53	41	64	62	68	71	70	63	52	40
	200	53	44	51	59	62	58	47	34	55	51	54	56	55	50	41	32	61	57	61	62	60	53	42	32
	100	48	41	42	46	46	43	35	27	52	47	49	49	47	42	34	26	60	55	56	56	53	46	36	27
	50	43	36	35	35	34	31	25	20	49	43	43	42	40	34	27	21	59	52	51	50	46	40	31	23
	20	37	29	26	24	22	18	14	12	45	38	35	33	29	24	18	14	58	50	45	42	39	33	25	18
		Velocity app. 9 [m/s]								Velocity app. 12 [m/s]								Velocity app. 15 [m/s]							
		Flow 2806 [l/s]								Flow 3741 [l/s]								Flow 4676 [l/s]							
	500	68	66	72	75	72	64	52	40	73	71	76	78	75	66	53	40	78	75	79	81	78	69	54	40
200	68	64	66	67	64	56	44	33	75	70	71	71	68	59	47	34	81	76	76	75	72	63	50	36	
100	68	62	62	61	58	50	39	29	76	70	68	67	63	56	43	31	83	76	73	72	69	61	47	33	
50	69	62	59	57	53	46	36	26	77	69	65	63	60	53	41	29	82	75	70	68	66	58	44	31	
20	68	60	54	52	49	42	32	22	74	66	60	59	56	49	37	25	78	70	64	64	62	54	40	27	

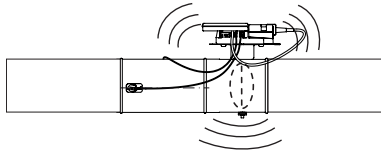


UltraLink® Controller

FTCU

Technical data

Pressure drop graphs with noise data to the surroundings



The graphs show A-weighted sound **power** level, L_{WA} [dB], to the surroundings.

Example:

Given:

- Diameter 125 mm
- Flow 50 l/s
- Pressure drop 100 Pa

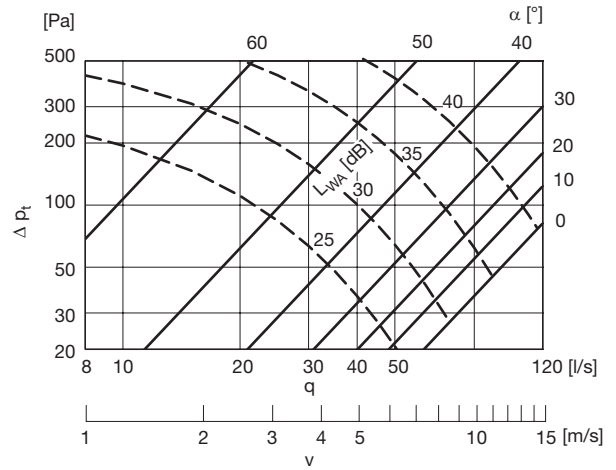
The graph gives:

- A-weighted sound
- Power level approx. 28 dB

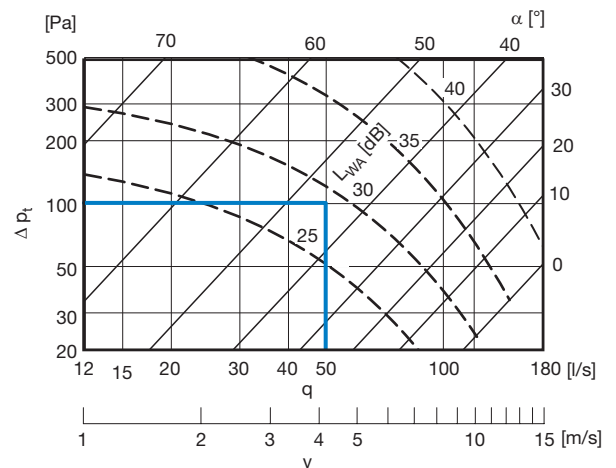
The FTCU unit can easily be insulated and then the sound **pressure** level in the room will be much lower depending on the insulation sound performance on condition that also the connected ducts are attenuated (insulated) to the same extent.

Still lower sound **pressure** level can be achieved with additional constructional sound attenuation measures (false ceiling, high room attenuation).

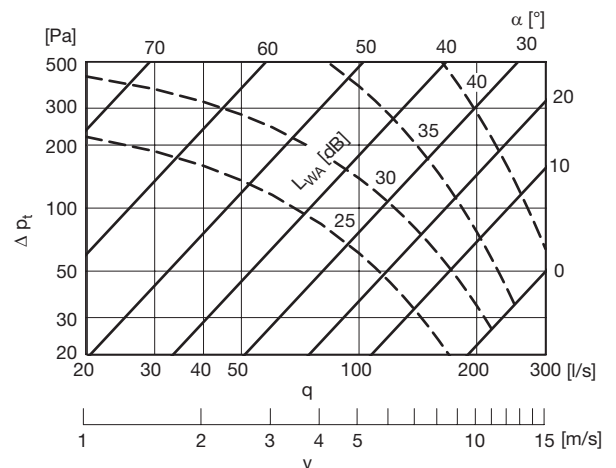
Ø100



Ø125



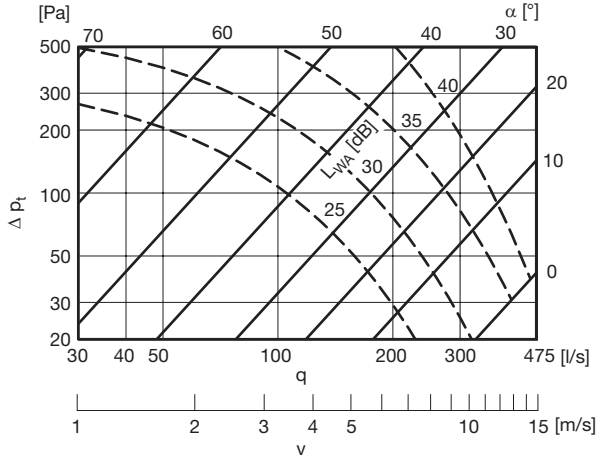
Ø160



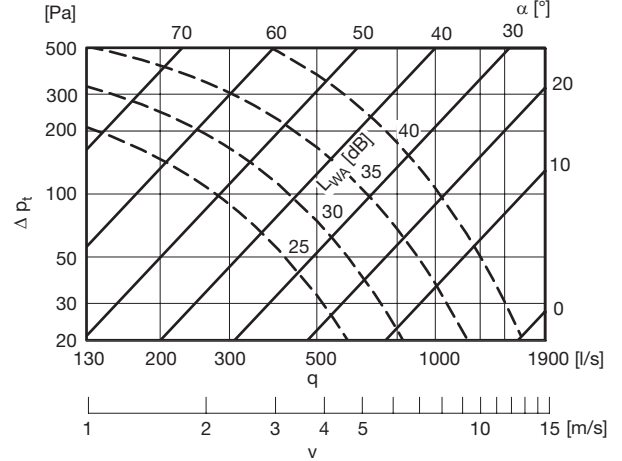
UltraLink® Controller

FTCU

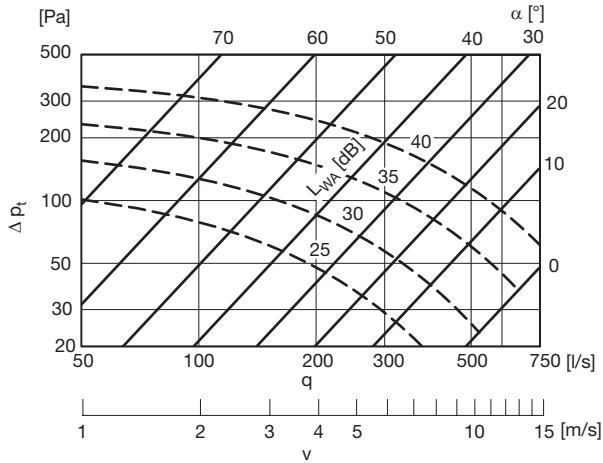
Ø200



Ø400



Ø250



Ø315

