

Formo - Perforated square diffuser PKAN



Description

PKAN is a square diffuser with perforated face plate. PKAN can be used for both supply and extract air and is suitable for the horizontal supply of cooled air.

Installing a PKAN diffuser with a plenum box type MB can help to achieve a stable airflow to the diffuser, as well as realise the potential for individual adjustment.

Damper type B is an unique linear cone damper which allows to use the full operational area (0-100%) and allows to balance with a high pressure loss over the box with low sound generation. Furthermore the construction of the damper gives an accurate and reliable measurement.

Damper type C and E are with rotating blade dampers for respectively supply and extract. Typically used in applications that don't require a high balancing pressure in the plenum box.

- Suitable for both supply and exhaust air.
- Suitable for the horizontal supply of cooled air.
- Plenum box with several damper options

Maintenance

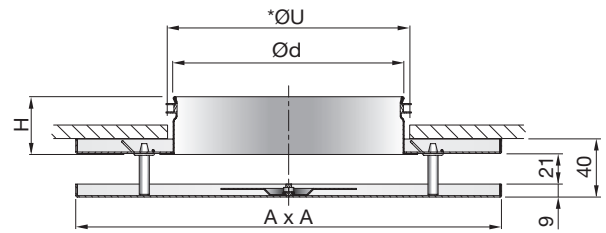
The face plate can be removed to enable cleaning of internal parts or to gain access to the duct or box. The visible parts of the diffuser can be wiped with a damp cloth.

Order code

Product	PKAN	aaa	b
Type	PKAN		
Connection dim. Ød	Ø125-400		
Material	G - Galvanized steel S - Stainless steel		

Example: PKAN-200-G

Dimensions



PKAN Ød	A	H	*ØU	Free area A	m
mm	mm	mm	mm	m ²	kg
125	235	40	135	0.0162	1.0
160	295	40	170	0.0207	1.4
200	395	40	210	0.027	2.3
250	495	60	260	0.0378	3.6
315	595	60	325	0.0513	5.0
400	595	60	410	0.0675	5.0

* ØU = Cutout dimension (Ød + 10 mm).

Materials and finish

Standard material:	Galvanized steel (G) or Stainless steel (S)
Standard finish:	Powder coated
Standard colour:	RAL 9003 and RAL 9010, gloss 30

The diffuser is available in other colours. Please contact Lindab's sales department for further information.

Formo - Perforated square diffuser PKAN

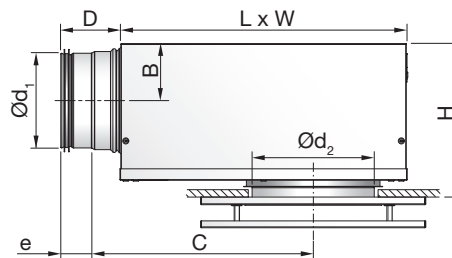
Technical data

Following PKAN+plenum box data are valid for MBB-S/-E.
For MBC and MBE data, go to www.lindQST.com.

Quick selection, supply air

PKAN + MBB-S		$\Delta p_t = 50 \text{ Pa}$ 30 dB(A)		$\Delta p_t = 50 \text{ Pa}$ 35 dB(A)	
duct $\text{Ø}d_1$	PKAN $\text{Ø}d_2$	l/s	m ³ /h	l/s	m ³ /h
100	125	30	108	36	130
100	160	35	126	42	151
125	125	38	137	44	158
125	160	48	173	57	205
125	200	54	194	63	227
160	160	53	191	62	223
160	200	67	241	78	281
160	250	77	277	90	324
200	200	72	259	88	317
200	250	84	302	98	353
200	315	103	371	119	428
250	250	102	367	120	432
250	315	113	407	139	500
250	400	125	450	162	583
315	315	113	407	155	558
315	400	188	677	220	792

PKAN + MB plenum box



$\text{Ø}d_1$	$\text{Ø}d_2$	B	C	D	e	H*	L	W
mm		mm						
100	125	62	245	78	40	163 - 173	310	260
100	160	62	245	78	40	163 - 173	310	260
125	125	75	291	78	40	188 - 198	376	310
125	160	75	291	78	40	188 - 198	376	310
125	200	75	291	78	40	188 - 198	376	310
160	160	92	352	78	40	222 - 232	459	380
160	200	92	352	78	40	222 - 232	459	380
160	250	92	352	78	40	222 - 252	459	380
200	200	112	425	78	40	263 - 293	565	460
200	250	112	425	78	40	263 - 293	565	460
200	315	112	425	78	40	263 - 293	565	460
250	250	137	514	118	60	313 - 343	698	540
250	315	137	514	118	60	313 - 343	698	540
250	400	137	514	118	60	313 - 363	698	540
315	315	170	675	118	60	378 - 408	858	540
315	400	170	675	118	60	378 - 428	858	540

* Using accessory MBZ the H dimension will increase:

- $\text{Ø}d_2 = 100 - 200 \text{ mm} \Rightarrow H + 40 \text{ mm}$
- $\text{Ø}d_2 = 250 - 315 \text{ mm} \Rightarrow H + 60 \text{ mm}$
- $\text{Ø}d_2 = 400 \text{ mm} \Rightarrow H + 80 \text{ mm}$

Accessories

MBZ - Extension piece

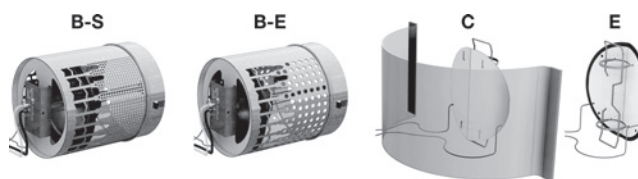


Order code - MBZ

Product	MBZ	aaa
Type	MBZ	
Size $\text{Ø}d$	Ø125-400	

Example: MBZ-200

Damper options



Order code

Product	MB	a	bbb	ccc	d
Type	MB				
Damper	B = Linear cone damper C = Blade damper supply E = Blade damper extract				
Duct connection $\text{Ø}d_1$	Ø100-315				
Diffuser dimension $\text{Ø}d_2$	Ø125-400				
Function (Only for B damper)	S = Supply air E = Extract				

Example 1: PKAN-200-G+MBB-160-200-S

Example 2: PKAN-200-S+MBC-125-200