

# Manifold

# MHU



## Description

The manifold can be used for both supply and exhaust air. It is available in several types and dimensions.

The manifolds are designed for floor installation but can be used at other locations as well.

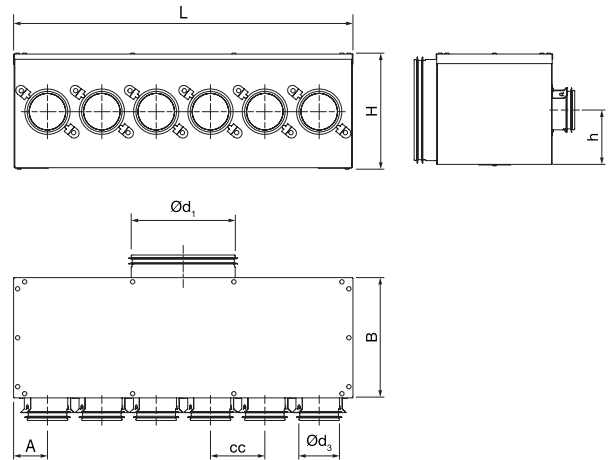
All types have couplings with Lindab safe sealings for connections of SR spiral-seamed ducts or semiflexible ducts LFPE. Boxes with Ø 76 couplings with Lindab safe sealings are intended for direct connection of the semiflexible duct LFPE. It is not intended for SR spiral-seamed duct.

The Smart Lock function allows you to fasten LFPE effortlessly to the Safe couplings.

Two turnable anchor plates, placed on the bottom of the manifold, can be used for fixation.

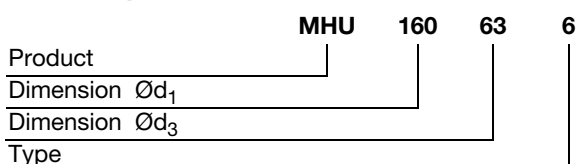
Fulfils the requirements for air tightness class D.

## Dimensions



Ød <sub>1</sub> nom	Ød <sub>3</sub> nom	Type	L mm	B mm	H mm	h mm	cc mm	A mm	m kg
80	63	2	221	184	138	67	83	69	1,20
100	63	3	270	184	138	67	83	52	1,40
125	63	3	270	184	138	67	83	52	1,50
125	63	4	352	184	138	67	83	52	2,00
125	63	6	518	184	138	67	83	52	2,40
160	63	6	518	184	173	85	83	52	2,80
160	63	8	685	184	173	85	83	52	3,30
160	63	10	867	184	173	85	83	60	4,10
160	63	12	1033	184	173	85	83	60	5,10
200	63	10	867	184	213	105	83	60	4,50
200	63	16	775	187	215	50	95	52	5,35
125	76	2	221	184	138	67	100	60	1,20
125	76	3	321	184	138	67	100	60	1,80
125	76	6	620	184	138	67	100	60	3,00
160	76	4	420	184	173	85	100	60	2,50
160	76	6	620	184	173	85	100	60	3,00
160	76	8	820	184	173	85	100	60	4,00
160	76	10	1020	184	173	84	100	60	4,90
200	76	10	1020	184	213	105	100	60	5,00
125	80	2	221	184	138	67	100	60	1,20
125	80	3	321	184	138	67	100	60	1,80
160	80	6	620	184	173	85	100	60	3,00
160	80	8	820	184	173	85	100	60	4,00
200	80	10	1020	184	213	105	100	60	5,00

## Ordering example

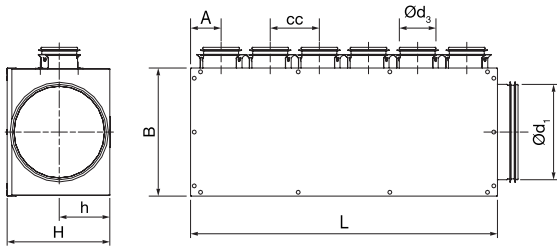


# Manifold

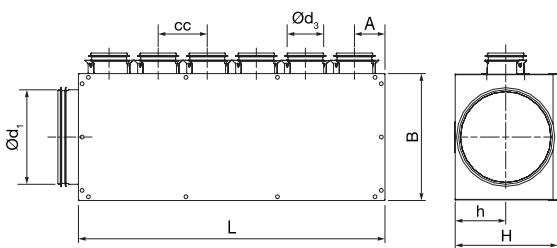
# MHU

## Dimensions

### Type 6R

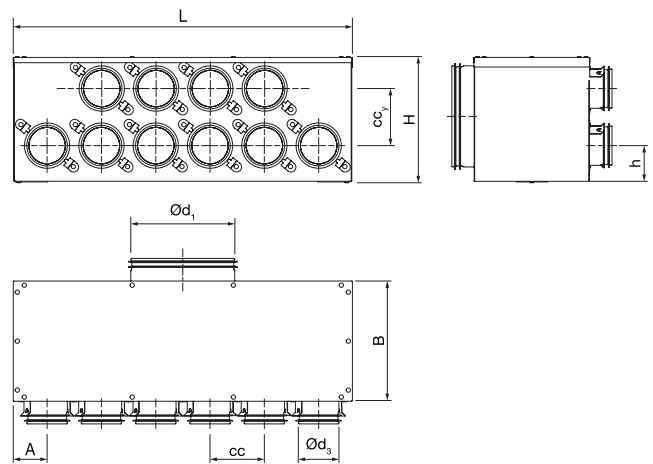


### Type 6L



Ød <sub>1</sub> nom	Ød <sub>3</sub> nom	Type	L mm	B mm	H mm	h mm	cc mm	A mm	m kg
160	63	6R	518	214	173	85	83	52	2,60
160	63	6L	518	214	173	85	83	52	2,60

### Type 6-4



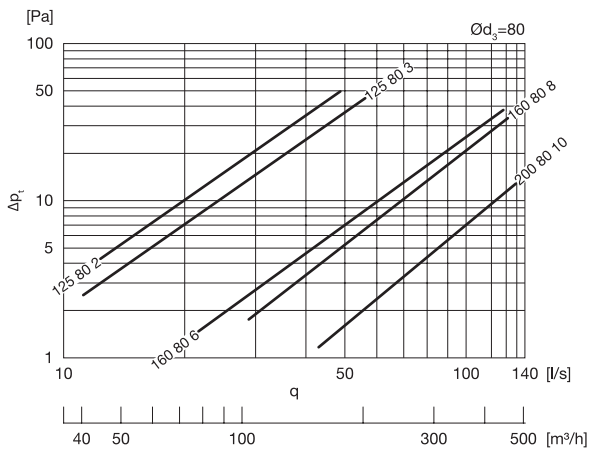
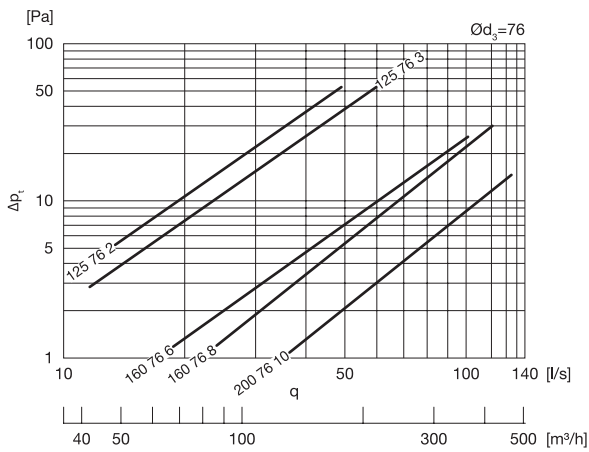
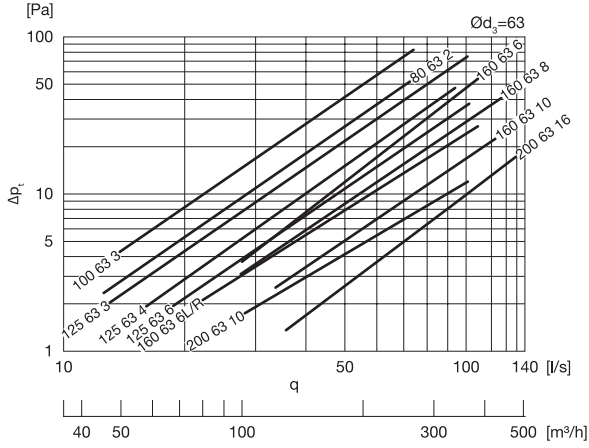
Ød <sub>1</sub> nom	Ød <sub>3</sub> nom	Type	L mm	B mm	H mm	h mm	cc mm	cc <sub>y</sub> mm	A mm	m kg
160	63	6-4	518	184	173	44	83	52	85	3,00
160	76	6-4	620	184	203	50	100	60	100	3,90

# Manifold

# MHU

## Technical data

### Supply



### Extract

