

Duct filter

STR



Description

The duct filter fits in all circular ventilation fittings. To install the filter in a T-piece means a simple mounting and replacing.

The special tapered shape gives 4 times larger filter area than the equivalent duct cross section area, giving lower pressure drop and longer exchange intervals than the equivalent flat filter.

The diagram shows the pressure drop across a clean filter, including T-piece. The filter can be used to twice this pressure drop. It is a good idea to dimension the system for the average value.

The filter is delivered as standard filter class Coarse 65% according to ISO 16890. Also available in class Coarse 95%.

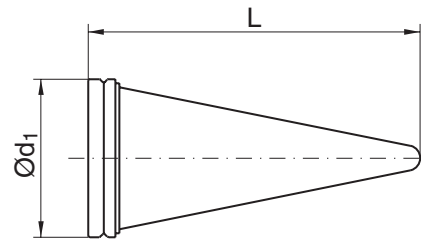
Max temperature = 100 °C

Highest recommended air speed in the duct:

Coarse 65% = 10 m/s

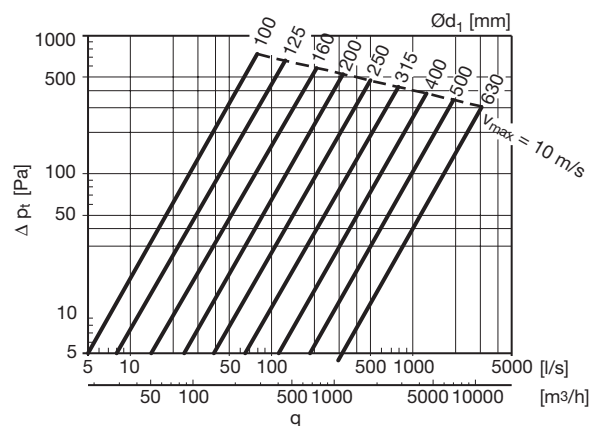
Coarse 95% = 4,5 m/s

Dimensions

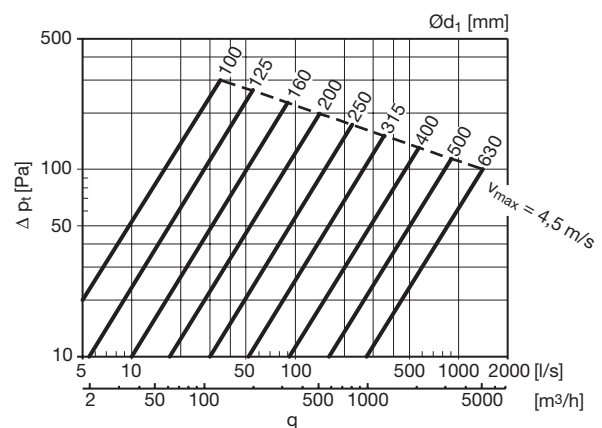


Ød ₁ Nm	L [mm]	tolerance [mm]	area m ²	m [kg]
100	220	± 20	0,04	0,04
125	260	± 20	0,05	0,08
160	340	± 20	0,09	0,12
200	420	± 25	0,14	0,16
250	540	± 30	0,22	0,23
315	670	± 30	0,34	0,36
400	860	± 35	0,55	0,59
500	1100	± 50	0,89	0,72
630	1350	± 50	1,37	0,91

Filter class: Coarse 65%



Filter class: Coarse 95%



Ordering example

Product	STR	200	65
Dimension Ød ₁			
Filter class			