



ENVIRONMENTAL PRODUCT DECLARATION

IN ACCORDANCE WITH EN 15804+A2 & ISO 14025 / ISO 21930

Lindab Plenum box – Compact box (CBC/CBE)
Lindab Ventilation AB

EPD HUB, HUB-0954

Publishing date 15 December 2023, last updated date 19 January 2024, valid until 15 December 2028



GENERAL INFORMATION

MANUFACTURER

Manufacturer	Lindab Ventilation AB
Address	Na Hurce 1081/6, Prague, Czech Republic
Contact details	lindab@lindab.com
Website	https://www.lindab.com

EPD STANDARDS, SCOPE AND VERIFICATION

Program operator	EPD Hub, hub@epdhub.com
Reference standard	EN 15804+A2:2019 and ISO 14025
PCR	EPD Hub Core PCR version 1.0, 1 Feb 2022
Sector	Construction product
Category of EPD	Third party verified EPD
Scope of the EPD	Cradle to gate with options, A4-A5, and modules C1-C4, D
EPD author	Axel Jar Torm Andersen
EPD verification	Independent verification of this EPD and data, according to ISO 14025: <input type="checkbox"/> Internal certification <input checked="" type="checkbox"/> External verification
EPD verifier	Magaly González Vázquez, as an authorized verifier acting for EPD Hub Limited

The manufacturer has the sole ownership, liability, and responsibility for the EPD. EPDs within the same product category but from different programs may not be comparable. EPDs of construction products may not be comparable if they do not comply with EN 15804 and if they are not compared in a building context.



PRODUCT

Product name	Compact box – CBC, CBE
Additional labels	
Product reference	CBC 100 125, CBC 100 160, CBC 125 160, CBC 125 200, CBC 160 200, CBC 160 250, CBC 200 250, CBC 200 315, CBC 250 315, CBC 250 400, CBC 315 400, CBE 100 125, CBE 100 160, CBE 125 160, CBE 125 200, CBE 160 200, CBE 160 250, CBE 200 250, CBE 200 315, CBE 250 315, CBE 250 400, CBE 315 400
Place of production	Prague, Czech Republic
Period for data	Calendar year 2021
Averaging in EPD	No averaging
Variation in GWP-fossil for A1-A3	-

More information on page 7.

ENVIRONMENTAL DATA SUMMARY

Declared unit	1 kg of Compact box (CBC/CBE)
Declared unit mass	1 kg
GWP-fossil, A1-A3 (kgCO ₂ e)	4,6
GWP-total, A1-A3 (kgCO ₂ e)	3,6
Secondary material, inputs (%)	6,9
Secondary material, outputs (%)	86,5
Total energy use, A1-A3 (kWh)	17,8
Total water use, A1-A3 (m ³ e)	0,03

MANUFACTURER

ABOUT LINDAB

Lindab is a leading ventilation company in Europe, offering solutions for energy-efficient ventilation and a healthy indoor climate. The products are characterised by high quality, ease of installation and environmental thinking. In northern Europe, Lindab also offers an extensive range of roof, wall and rainwater systems.

FOR A BETTER CLIMATE

We want to create a better climate. Most of us spend a majority of our time indoors. The air we breathe, in our homes, at our workplaces and at school, affects our well-being. Since air is not visible, we do not always think about it. However, the indoor climate is crucial for how we feel, for our energy levels and whether we stay healthy. Lindab wants to contribute to the architecture and indoor climate of tomorrow. We also want a better climate for our planet.

That is why we develop energy-efficient solutions for healthy indoor environments



OUR VISION

We want to be the leading player in the area in which we are strongest – ventilation in Europe. We focus on air distribution and air diffusion. Since we offer high-quality products, we focus on Europe where demand for good ventilation is high, and we can offer superior availability. We specialise in those parts of the ventilation system where we are the strongest. We adapt our offering to the local market, with our core ventilation offering as the clear common denominator in all markets.

THE IMPORTANCE OF VENTILATION

About 90 percent of the global population breathes poor air every day. A common misconception is that outdoor air is more polluted due to emissions, smog, and harmful chemicals. In fact, indoor air in homes, schools, offices, and factories can be as much as five times more polluted. People nonetheless spend most of their life indoors. The most common causes of indoor air pollution are mould, chemicals in, for example, furniture and building materials, dust, radon, and cigarette smoke but, above all, airborne particles from combustion and industrial processes, which are so small they can enter the human bloodstream via the respiratory system. Today, air pollution is a risk factor in several of the world's most common causes of death, including heart disease, pneumonia, stroke, diabetes, and lung cancer. Ventilation is an efficient and convenient method to remove those indoor air pollutants.

SUSTAINABILITY PLAN

For us, sustainability is a way of thinking and working. This affects how we work with Lindab's strategy in all areas. Everything from the purchases we make, to the deliveries and the service we offer our customers. Lindab has three long-term, non-financial targets for the business, one that focuses on increasing our attractiveness as an employer, one for reducing our own carbon dioxide emissions, and one for a better working environment.

Read more about Lindab Groups sustainability work and non-financial targets on www.lindabgroup.com.



STEEL – A SUSTAINABLE MATERIAL

Steel provides products with a long service life. Steel has many advantages over other materials – it has a very long service life, is non-combustible and meets hygiene requirements. Steel is a fully recyclable material and scrap steel has a strong market position: steel recovered from structures and end products at the end of their lifecycle is efficiently recycled and re-used. We prioritise cooperation with steel suppliers driving development towards fossil-free steel and whose carbon dioxide intensity values are good. The steel we use must be free of particularly hazardous substances.

The use of steel in Lindab's products is what contributes most to Lindab's CO₂ emissions. The transition to decarbonised steel is Lindab's most significant individual action in terms of its effect on the environment. Through our collaboration with SSAB and H2 Green Steel, we will also be among the first in Europe to have access to near-zero and fossil free steel in 2026.

PRODUCT



PRODUCT DESCRIPTION

Compact box is a plenum box for supply (CBC) and extract air (CBE), intended to achieve a stable airflow into diffusers, air flow measurement and balancing, and also to attenuate sound from the duct system. The Compact box (CBC/CBE) is available with two damper options and has small overall dimensions to ease up installation and handling.

Damper type C and E are with rotating blade dampers for respectively supply and extract. Typically used in applications that don't require a high balancing pressure in the plenum box. The distribution filter is standard in the CBC box (supply version.)

All assumptions and results in this EPD are based on CBC-160-200, which is expected to be a high runner and represents the Compact-box's well. EPD represents CBC- and CBE-box range mentioned in page 3 under product references. GWP fossil (A1-A3) variation of the range is confirmed to be less than 10%.

Conversion table: Weight of product under this EPD, see appendix A.

Further information can be found at www.lindab.com/.

PRODUCT RAW MATERIAL MAIN COMPOSITION VP

Raw material category	Amount, mass- %	Material origin
Metals	88,9 %	EU
Minerals	0 %	-
Fossil materials	10,8 %	EU
Bio-based materials	0,3 %	EU/Asia

BIOGENIC CARBON CONTENT VP

Product's biogenic carbon content at the factory gate

Biogenic carbon content in product, kg C	0,0011 kg C
Biogenic carbon content in packaging, kg C	0,11 kg C

FUNCTIONAL UNIT AND SERVICE LIFE

Declared unit	1kg of Compact box (CBC/CBE)
Mass per declared unit	1kg
Functional unit	-
Reference service life	> 50 years

SUBSTANCES, REACH - VERY HIGH CONCERN

The product does not contain any REACH SVHC substances in amounts greater than 0.1 % (1000 ppm). More detailed information about the products material content can be found in the Building Product Declaration available [online](#).

PRODUCT LIFE-CYCLE

SYSTEM BOUNDARY

This EPD covers the life-cycle modules listed in the following table.


Product stage			Assembly stage		Use stage							End of life stage				Beyond the system boundaries		
A1	A2	A3	A4	A5	B1	B2	B3	B4	B5	B6	B7	C1	C2	C3	C4	D		
x	x	x	x	x	MND	MND	MND	MND	MND	MND	MND	x	x	x	x	x		
Raw materials	Transport	Manufacturing	Transport	Assembly	Use	Maintenance	Repair	Replacement	Refurbishment	Operational energy use	Operational water use	Deconstr./demol.	Transport	Waste processing	Disposal	Reuse	Recovery	Recycling

Modules not declared = MND. Modules not relevant = MNR.

MANUFACTURING AND PACKAGING (A1-A3)

The environmental impacts considered for the product stage cover the manufacturing of raw materials used in the production as well as packaging materials and other ancillary materials. Also, fuels used by machines, and handling of waste generated in the production processes at the manufacturing facilities are included in this stage. The study also considers the material losses occurring during the manufacturing processes as well as losses during electricity transmission.

The steel raw material is received by Lindab Group's own steel service centre, Lindab Steel AB and afterwards transported to Production unit. Together with all other components the material is quality inspected at arrival to the manufacturing facility. The product parts in steel are cut with a laser cut or punching machine (Waste from these processes is pure steel scrap, steel scrap is sold for recycling.) Parts are formed by pressing and bending (Some metal scrap may come from pressing.) Some parts must be welded (Connection, Box body and box side). Manufactured and purchased parts are assembled, by assembling rivet and sealing are used. For protection and transport, the units are protected with a mixture of plastic, cardboard and wooden pallets. Lubricating oil is used for the above machines.



TRANSPORT AND INSTALLATION (A4-A5)

Transportation impacts occurred from final products delivery to construction site (A4) cover fuel direct exhaust emissions, environmental impacts of fuel production, as well as related infrastructure emissions. Installation spills and handling of packaging material is considered. Material loss during installation is estimated to be zero. Transport from production site to customer is calculated as an average of the 5 largest consumer countries weighted by revenue. Transport from distribution centre to customer is set to 300 km.

Transport from production place to user (A4)

Country	Distance 1 (Km)	Distance 2 Ferry (Km)	Distance 3 (Km)
Sweden	883	116	300
Denmark	1043	-	300
Italy	830	-	300
Germany	291	-	300
Hungary	524	-	300

Products sold as ready to install with no expected losses during the installation.

PRODUCT USE AND MAINTENANCE (B1-B7)

This EPD does not cover the use phase. These life cycle stages are dependent on how the product is used and should be developed and included as part of a holistic assessment of specific construction works. Air, soil, and water impacts during the use phase have not been studied.

PRODUCT END OF LIFE (C1-C4, D)

Energy (0,1kWh) for deconstruction is included in C1. The distance for transportation to disposal is assumed as 40 km and the transportation method is assumed to be lorry in C2. Activities related to recycling is included in C3. See below tables for scenarios used in Modules C and D, based on EU statistics.

Transport to waste processing scenario (A5, C2)

Type	Distance
Lorry	40 km

End of Life Scenarios (A5, C3, C4, D)

	%
Steel to recycling	95*
Steel to landfill	5*
Paper to recycling	81,5**
Paper to incineration	18,5**
Cardboard to recycling	81,5**
Cardboard to incineration	18,5**
Plastic to recycling	30***
Plastic to incineration	70***
Rubber recovered energy (incineration)	50**
Rubber without recovered energy (incineration)	25**
Rubber to landfill	25**
Wood reused	66**
Wood recovered energy (incineration)	33**
Wood to landfill	1**

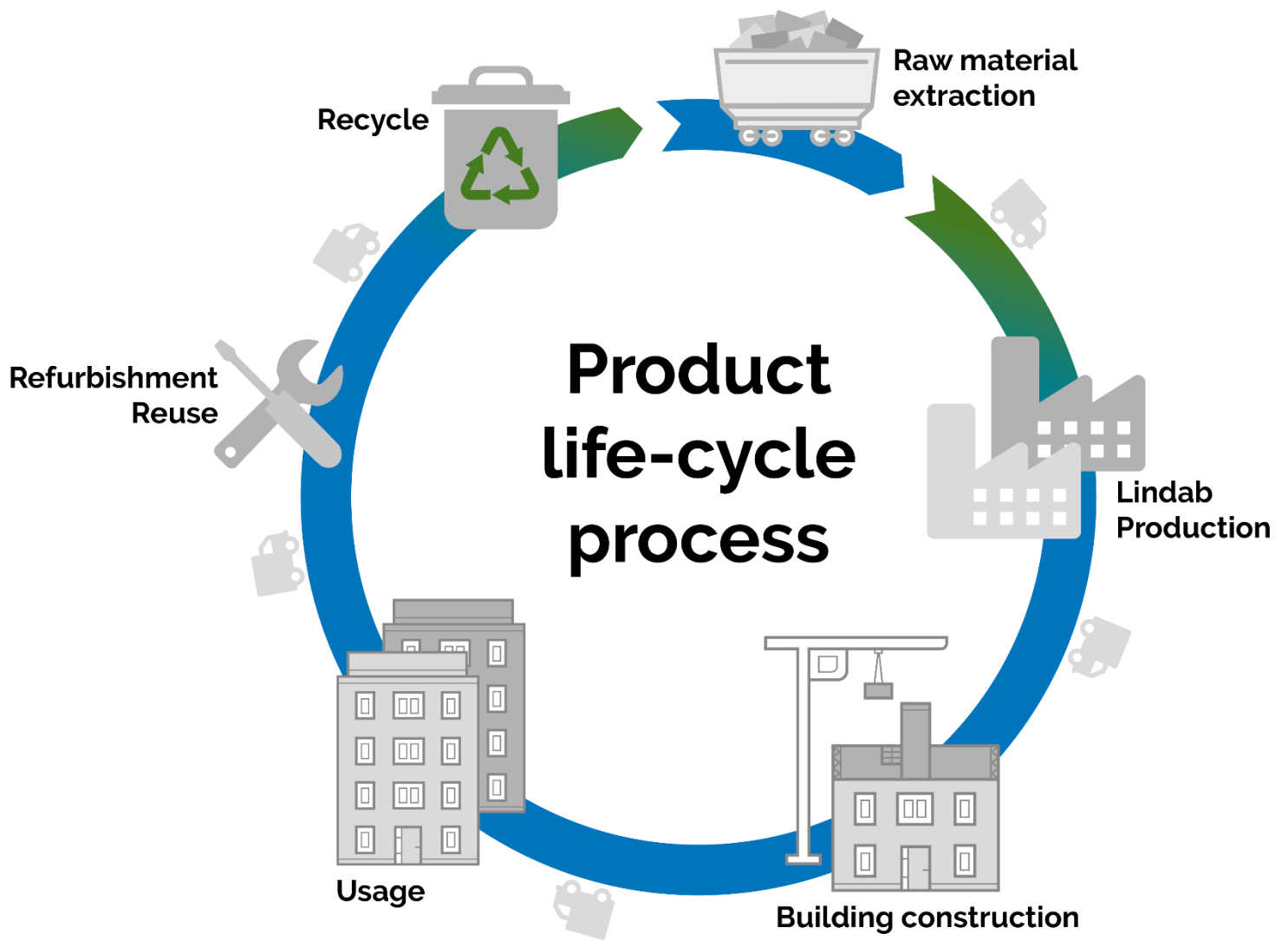
According to:

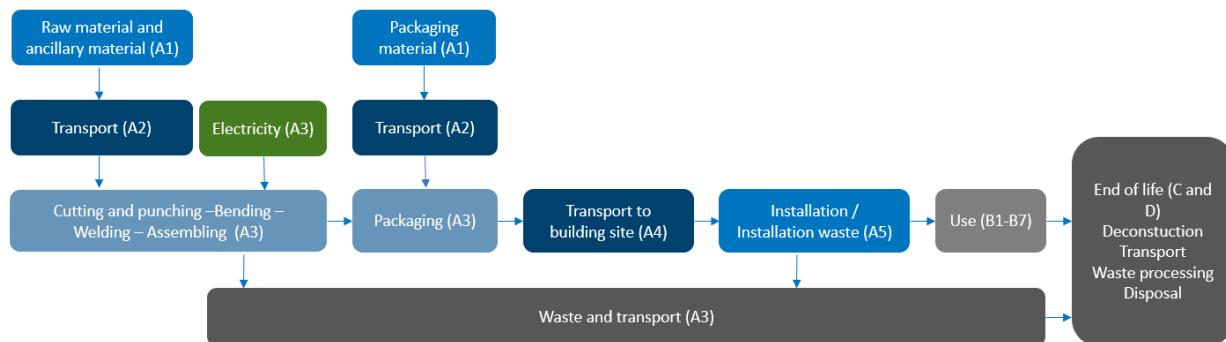
* World Steel Association 2017

** EUROSTAT European statistics and Lindab sales 2021

*** Lindab sustainability reporting 2022

MANUFACTURING PROCESS





LIFE-CYCLE ASSESSMENT

CUT-OFF CRITERIA

The study does not exclude any modules or processes which are stated mandatory in the reference standard and the applied PCR. The study does not exclude any hazardous materials or substances. The study includes all major raw material and energy consumption. All inputs and outputs of the unit processes, for which data is available for, are included in the calculation.

There is no neglected unit process more than 1% of total mass or energy flows. The module specific total neglected input and output flows also do not exceed 5% of energy usage or mass.

ALLOCATION, ESTIMATES AND ASSUMPTIONS

Allocation is required if some material, energy, and waste data cannot be measured separately for the product under investigation. All allocations done as per the reference standards and the applied PCR. In this study, allocation done in the following ways:

Data type	Allocation
Raw materials	No allocation
Packaging materials	Allocated by mass or volume
Ancillary materials	Allocated by mass or volume
Manufacturing energy and waste	Allocated by mass or volume

AVERAGES AND VARIABILITY

Type of average	No averaging
Averaging method	Not applicable
Variation in GWP-fossil for A1-A3	Less than 10%

This EPD is represented by CBC-160-200. The CBC-160-200 is expected to be a high runner and represents the different articles of CBC and CBE-boxes well for parameter in this EPD. The range in the scope vary only in sizes and shapes.

Production process, transportation, installation, demolition, and waste treatment are the same for all articles. The product are only produced in Lindab s.r.o. Prague.

LCA SOFTWARE AND BIBLIOGRAPHY

This EPD has been created using One Click LCA EPD Generator. The LCA and EPD have been prepared according to the reference standards and ISO 14040/14044. Data from World Steel Association and available supplier EPDs. For other inputs Ecoinvent 3.8 and One Click LCA databases were used as sources of environmental data.

ENVIRONMENTAL IMPACT DATA

CORE ENVIRONMENTAL IMPACT INDICATORS – EN 15804+A2, PEF

IMPACT CATEGORY	UNIT	A1	A2	A3	A1-A3	A4	A5	B1	B2	B3	B4	B5	B6	B7	C1	C2	C3	C4	D
GWP - total ¹⁾	kg CO ₂ e	3,78E+00	1,03E-01	-3,14E-01	3,57E+00	2,24E-01	1,08E+00	MND	MND	MND	MND	MND	MND	MND	4,38E-02	3,87E-03	1,57E-01	8,14E-03	-2,05E+00
GWP - fossil	kg CO ₂ e	3,80E+00	1,03E-01	6,68E-01	4,57E+00	2,24E-01	9,41E-02	MND	MND	MND	MND	MND	MND	MND	4,37E-02	3,87E-03	1,44E-01	7,61E-03	-1,60E+00
GWP - biogenic	kg CO ₂ e	-1,73E-02	1,26E-06	-9,83E-01	-1,00E+00	0,00E+00	9,88E-01	MND	MND	MND	MND	MND	MND	MND	0,00E+00	0,00E+00	1,27E-02	5,32E-04	-4,45E-01
GWP - LULUC	kg CO ₂ e	1,16E-03	4,58E-05	1,59E-03	2,80E-03	1,10E-04	4,94E-05	MND	MND	MND	MND	MND	MND	MND	6,43E-05	1,45E-06	2,64E-05	2,93E-07	-6,36E-04
Ozone depletion pot.	kg CFC-11e	1,37E-06	2,36E-08	3,41E-08	1,42E-06	5,03E-08	1,73E-08	MND	MND	MND	MND	MND	MND	MND	2,10E-09	8,89E-10	2,86E-09	1,19E-10	-7,02E-08
Acidification potential	mol H ⁺ e	1,06E-02	7,77E-04	3,26E-03	1,46E-02	1,08E-03	2,43E-04	MND	MND	MND	MND	MND	MND	MND	2,36E-04	1,63E-05	2,81E-04	3,50E-06	-7,72E-03
EP-freshwater ²⁾	kg Pe	2,20E-05	7,96E-07	9,30E-05	1,16E-04	1,95E-06	8,96E-07	MND	MND	MND	MND	MND	MND	MND	5,43E-06	3,17E-08	1,06E-06	4,33E-09	-8,75E-05
EP-marine	kg Ne	2,42E-03	2,15E-04	6,76E-04	3,31E-03	3,01E-04	4,63E-05	MND	MND	MND	MND	MND	MND	MND	3,01E-05	4,84E-06	7,22E-05	1,51E-06	-1,53E-03
EP-terrestrial	mol Ne	2,51E-02	2,38E-03	7,13E-03	3,46E-02	3,33E-03	5,11E-04	MND	MND	MND	MND	MND	MND	MND	3,41E-04	5,34E-05	7,78E-04	1,37E-05	-1,69E-02
POCP (" smog ") ³⁾	kg NMVOCe	8,52E-03	7,00E-04	2,39E-03	1,16E-02	1,02E-03	1,91E-04	MND	MND	MND	MND	MND	MND	MND	9,38E-05	1,71E-05	2,14E-04	3,84E-06	-7,42E-03
ADP-minerals & metals ⁴⁾	kg Sbe	2,04E-04	4,65E-07	3,18E-06	2,07E-04	9,83E-07	5,23E-07	MND	MND	MND	MND	MND	MND	MND	9,58E-08	9,54E-09	2,57E-06	1,19E-09	-2,27E-05
ADP-fossil resources	MJ	4,31E+01	1,53E+00	1,04E+01	5,51E+01	3,31E+00	1,18E+00	MND	MND	MND	MND	MND	MND	MND	8,76E-01	5,80E-02	2,96E-01	8,14E-03	-1,69E+01
Water use ⁵⁾	m ³ e depr.	9,00E-01	7,52E-03	5,26E-01	1,43E+00	1,77E-02	9,17E-03	MND	MND	MND	MND	MND	MND	MND	1,93E-02	2,62E-04	9,60E-03	2,25E-04	-3,62E-01

1) GWP = Global Warming Potential; 2) EP = Eutrophication potential. Required characterisation method and data are in kg P-eq. Multiply by 3,07 to get PO4e; 3) POCP = Photochemical ozone formation; 4) ADP = Abiotic depletion potential; 5) EN 15804+A2 disclaimer for Abiotic depletion and Water use and optional indicators except Particulate matter and Ionizing radiation, human health. The results of these environmental impact indicators shall be used with care as the uncertainties on these results are high or as there is limited experience with the indicator.

ENVIRONMENTAL IMPACTS – GWP-GHG - THE INTERNATIONAL EPD SYSTEM

IMPACT CATEGORY	UNIT	A1	A2	A3	A1-A3	A4	A5	B1	B2	B3	B4	B5	B6	B7	C1	C2	C3	C4	D
GWP-GHG9)	kg CO ₂ e	3,80E+00	1,03E-01	6,68E-01	4,57E+00	2,24E-01	9,41E-02	MND	MND	MND	MND	MND	MND	MND	0,00E+00	0,00E+00	0,00E+00	0,00E+00	-1,60E+00

9) This indicator includes all greenhouse gases excluding biogenic carbon dioxide uptake and emissions and biogenic carbon stored in the product as defined by IPCC AR 5 (IPCC 2013). In addition, the characterisation factors for the flows - CH₄ fossil, CH₄ biogenic and Dinitrogen monoxide - were updated in line with the guidance of IES PCR 1.2.5 Annex 1. This indicator is identical to the GWP-total of EN 15804:2012+A2:2019 except that the characterization factor for biogenic CO₂ is set to zero.

USE OF NATURAL RESOURCES

IMPACT CATEGORY	UNIT	A1	A2	A3	A1-A3	A4	A5	B1	B2	B3	B4	B5	B6	B7	C1	C2	C3	C4	D
Renew. PER as energy ⁸⁾	MJ	3,03E+00	2,29E-02	5,89E+00	8,94E+00	5,58E-02	2,81E-02	MND	MND	MND	MND	MND	MND	MND	1,27E-01	6,72E-04	4,67E-02	1,18E-04	-5,09E+00
Renew. PER as material	MJ	2,53E-01	0,00E+00	8,79E+00	9,04E+00	0,00E+00	-8,85E+00	MND	MND	MND	MND	MND	MND	MND	0,00E+00	0,00E+00	-1,82E-01	-9,57E-03	4,17E-00
Total use of renew. PER	MJ	3,29E+00	2,29E-02	1,47E+01	1,80E+01	5,58E-02	-8,82E+00	MND	MND	MND	MND	MND	MND	MND	1,27E-01	6,72E-04	-1,35E-01	-9,45E-03	-4,76E+00
Non-re. PER as energy	MJ	4,38E+01	1,53E+00	9,68E+00	5,50E+01	3,31E+00	1,18E+00	MND	MND	MND	MND	MND	MND	MND	8,77E-01	5,80E-02	2,96E-01	8,15E-03	-1,55E+01
Non-re. PER as material	MJ	2,64E+00	0,00E+00	3,66E-01	3,01E+00	0,00E+00	-7,44E-01	MND	MND	MND	MND	MND	MND	MND	0,00E+00	0,00E+00	-1,16E+00	-1,10E+00	1,46E+00
Total use of non-re. PER	MJ	4,64E+01	1,53E+00	1,00E+01	5,80E+01	3,31E+00	4,35E-01	MND	MND	MND	MND	MND	MND	MND	8,77E-01	5,80E-02	-8,66E-01	-1,09E+00	-1,40E+01
Secondary materials	kg	6,90E-02	5,25E-04	6,46E-02	1,34E-01	1,36E-03	6,54E-04	MND	MND	MND	MND	MND	MND	MND	6,63E-05	1,65E-05	3,11E-04	2,59E-06	6,34E-01
Renew. secondary fuels	MJ	3,15E-04	4,47E-06	2,55E-01	2,55E-01	1,49E-05	7,52E-06	MND	MND	MND	MND	MND	MND	MND	3,73E-07	1,68E-07	1,56E-05	7,87E-08	-1,02E-01
Non-ren. secondary fuels	MJ	7,62E-22	0,00E+00	0,00E+00	7,62E-22	0,00E+00	0,00E+00	MND	MND	MND	MND	MND	MND	MND	0,00E+00	0,00E+00	0,00E+00	0,00E+00	0,00E+00
Use of net fresh water	m ³	1,07E-02	2,07E-04	1,46E-02	2,55E-02	4,86E-04	2,30E-04	MND	MND	MND	MND	MND	MND	MND	6,78E-04	7,55E-06	3,27E-04	1,69E-05	-7,73E-03

8) PER = Primary energy resources.

END OF LIFE – WASTE

IMPACT CATEGORY	UNIT	A1	A2	A3	A1-A3	A4	A5	B1	B2	B3	B4	B5	B6	B7	C1	C2	C3	C4	D
Hazardous waste	kg	1,44E-01	1,96E-03	2,97E-02	1,76E-01	4,63E-03	2,05E-03	MND	MND	MND	MND	MND	MND	MND	3,13E-03	7,69E-05	3,33E-03	0,00E+00	-3,98E-01
Non-hazardous waste	kg	8,69E-01	3,43E-02	3,96E+00	4,86E+00	8,15E-02	6,04E-02	MND	MND	MND	MND	MND	MND	MND	2,49E-01	1,27E-03	1,28E-01	5,00E-02	-3,72E+00
Radioactive waste	kg	5,88E-04	1,05E-05	4,96E-05	6,48E-04	2,24E-05	7,86E-06	MND	MND	MND	MND	MND	MND	MND	6,00E-06	3,89E-07	1,67E-06	0,00E+00	-1,66E-05

END OF LIFE – OUTPUT FLOWS

IMPACT CATEGORY	UNIT	A1	A2	A3	A1-A3	A4	A5	B1	B2	B3	B4	B5	B6	B7	C1	C2	C3	C4	D
Components for re-use	kg	5,09E-06	0,00E+00	0,00E+00	5,09E-06	0,00E+00	1,14E-01	MND	MND	MND	MND	MND	MND	MND	0,00E+00	0,00E+00	0,00E+00	0,00E+00	0,00E+00
Materials for recycling	kg	3,08E-02	0,00E+00	3,58E-01	3,89E-01	0,00E+00	6,81E-02	MND	MND	MND	MND	MND	MND	MND	0,00E+00	0,00E+00	8,65E-01	0,00E+00	0,00E+00
Materials for energy rec	kg	0,00E+00	0,00E+00	0,00E+00	0,00E+00	0,00E+00	0,00E+00	MND	MND	MND	MND	MND	MND	MND	0,00E+00	0,00E+00	0,00E+00	0,00E+00	0,00E+00
Exported energy	MJ	0,00E+00	0,00E+00	0,00E+00	0,00E+00	0,00E+00	3,58E+00	MND	MND	MND	MND	MND	MND	MND	0,00E+00	0,00E+00	1,01E+00	0,00E+00	0,00E+00

ENVIRONMENTAL IMPACTS – EN 15804+A1, CML / ISO 21930

IMPACT CATEGORY	UNIT	A1	A2	A3	A1-A3	A4	A5	B1	B2	B3	B4	B5	B6	B7	C1	C2	C3	C4	D
Global Warming Pot.	kg CO ₂ e	3,74E+00	1,02E-01	6,62E-01	4,51E+00	2,21E-01	9,40E-02	MND	MND	MND	MND	MND	MND	MND	4,33E-02	3,83E-03	1,43E-01	7,55E-03	-1,54E+00
Ozone depletion Pot.	kg CFC-11e	9,28E-07	1,87E-08	2,88E-08	9,75E-07	3,99E-08	1,38E-08	MND	MND	MND	MND	MND	MND	MND	1,82E-09	7,04E-10	2,33E-09	9,61E-11	-7,07E-08
Acidification	kg SO ₂ e	9,47E-03	6,11E-04	2,63E-03	1,27E-02	8,50E-04	2,00E-04	MND	MND	MND	MND	MND	MND	MND	2,01E-04	1,27E-05	2,23E-04	2,62E-06	-6,22E-03
Eutrophication	kg PO ₄ ³ e	1,64E-03	1,07E-04	3,07E-03	4,82E-03	1,81E-04	6,65E-05	MND	MND	MND	MND	MND	MND	MND	1,88E-04	2,89E-06	4,63E-04	1,55E-05	-3,36E-03
POCP ("smog")	kg C ₂ H ₄ e	9,06E-04	2,34E-05	1,78E-04	1,11E-03	3,31E-05	1,08E-05	MND	MND	MND	MND	MND	MND	MND	8,20E-06	4,97E-07	1,14E-05	1,31E-07	-8,02E-04
ADP-elements	kg Sbe	2,04E-04	4,58E-07	3,15E-06	2,07E-04	9,60E-07	5,12E-07	MND	MND	MND	MND	MND	MND	MND	9,55E-08	9,25E-09	2,56E-06	1,02E-09	-2,26E-05
ADP-fossil	MJ	4,50E+01	1,53E+00	1,04E+01	5,69E+01	3,31E+00	1,18E+00	MND	MND	MND	MND	MND	MND	MND	8,76E-01	5,80E-02	2,96E-01	8,14E-03	-1,69E+01

VERIFICATION STATEMENT

VERIFICATION PROCESS FOR THIS EPD

This EPD has been verified in accordance with ISO 14025 by an independent, third-party verifier by reviewing results, documents and compliancy with reference standard, ISO 14025 and ISO 14040/14044, following the process and checklists of the program operator for:

- This Environmental Product Declaration
- The Life-Cycle Assessment used in this EPD
- The digital background data for this EPD

Why does verification transparency matter? [Read more online](#)

This EPD has been generated by One Click LCA EPD generator, which has been verified and approved by the EPD Hub.

THIRD-PARTY VERIFICATION STATEMENT

I hereby confirm that, following detailed examination, I have not established any relevant deviations by the studied Environmental Product Declaration (EPD), its LCA and project report, in terms of the data collected and used in the LCA calculations, the way the LCA-based calculations have been carried out, the presentation of environmental data in the EPD, and other additional environmental information, as present with respect to the procedural and methodological requirements in ISO 14025:2010 and reference standard.

I confirm that the company-specific data has been examined as regards plausibility and consistency; the declaration owner is responsible for its factual integrity and legal compliance.

I confirm that I have sufficient knowledge and experience of construction products, this specific product category, the construction industry, relevant standards, and the geographical area of the EPD to carry out this verification.

I confirm my independence in my role as verifier; I have not been involved in the execution of the LCA or in the development of the declaration and have no conflicts of interest regarding this verification.

Magaly González Vázquez, as an authorized verifier acting for EPD Hub Limited
19.01.2024



APPENDIX A

Representative standard size

Product name	Dimension	Length	Article number	GTIN	Weight/unit in kg
CBC	100	125	571676	7319662406390	1,4
CBC	100	160	571677	7319662406406	1.6
CBC	125	160	571678	7319662406413	1,9
CBC	125	200	571679	7319662406420	2,3
CBC	160	200	571680	7319662406437	2,6
CBC	160	250	571681	7319662406444	3,1
CBC	200	250	571682	7319662406451	3,6
CBC	200	315	571683	7319662406468	4,3
CBC	250	315	571684	7319662406475	6,5
CBC	250	400	571685	7319662406482	8,6
CBC	315	400	571686	7319662406499	9,8
CBE	100	125	571687	7319662406505	1,4
CBE	100	160	571688	7319662406512	1.6
CBE	125	160	571689	7319662406529	1,9
CBE	125	200	571690	7319662406536	2,3
CBE	160	200	571691	7319662406543	2,6
CBE	160	250	571692	7319662406550	3,1
CBE	200	250	571693	7319662406567	3,6
CBE	200	315	571694	7319662406574	4,3
CBE	250	315	571695	7319662406581	6,5
CBE	250	400	571696	7319662406598	8,6
CBE	315	400	571697	7319662406604	9,8

In case of further questions, please go to www.lindab.com