

Fresh air valve

ULA



Description

ULA is a circular fresh air valve with telescopic wall sleeve for installation in an external wall close to the roof. ULA has an integral damper that can be operated using a pull-cord.

The special telescopic wall sleeve makes it possible to install the valve in the wall without screws. The two telescopic parts are screwed together through the wall. ULA can be supplied with two types of external grille, and type 1 is also equipped with detachable insect netting.

ULA is supplied with sound insulation inserts in two thicknesses.

The material is fibre-free, washable and easy to remove. ULA is supplied with an EU-3 filter. The insect netting and sound insulation can be easily removed from inside.

- Easy to clean
- Fits wall thicknesses from 270 mm to 430 mm
- Can be supplied with sound insulation inserts in two thicknesses
- External casing in several colours and materials

Maintenance

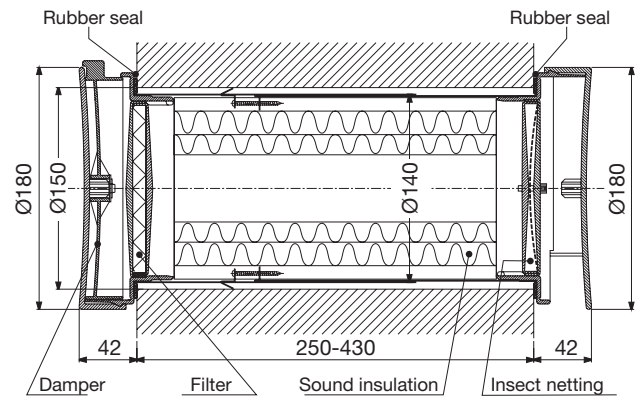
Front plate, filter and insulation can be removed to enable cleaning.

Accessories

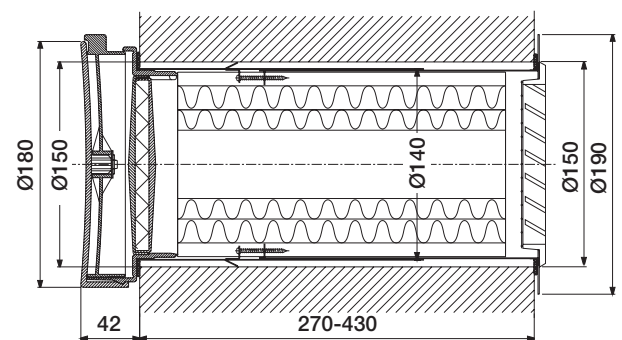
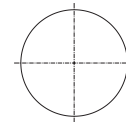
- ULZ-1: Extra sound insulation (wall thickness > 300 mm)
- ULZ-2: Cover flange Ø 241 mm, galvanised steel, white/grey
- ULZ-3: Filter
- ULZ-4: Insect netting
- ULAK: Type 1, with copper casing
- ULAL: Type 1, with aluminium casing
- ULAG: Type 1, with galvanised casing

Order code

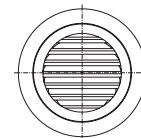
Product	ULA	a
Type		
Outside grille 1,2		



External grille type 1



External grille type 2



ULA is supplied with 2-part sound insulation insert Ø140/Ø50 mm. If greater capacity is required, remove the inner section of the insulation. Sound reduction will decrease by 3 dB (see tech. data). Valves with a shorter design for installation in lightweight structures can be supplied on request. However, this will result in reduced sound insulation.

Materials and finish

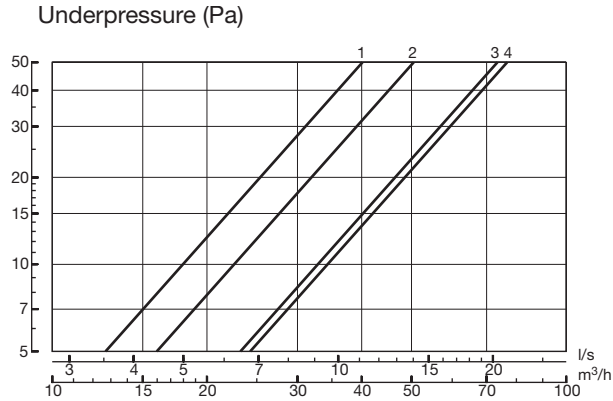
Internal section:	Colourfast plastic
Standard colour:	White
External grille type 1:	Colourfast plastic, grey
External grille type 2:	Aluminium
Standard finish:	Powder-coated, Grey RAL 7040
Telescopic tube:	Galvanised steel
Sound insulation:	Foam plastic

Fresh air valve

ULA

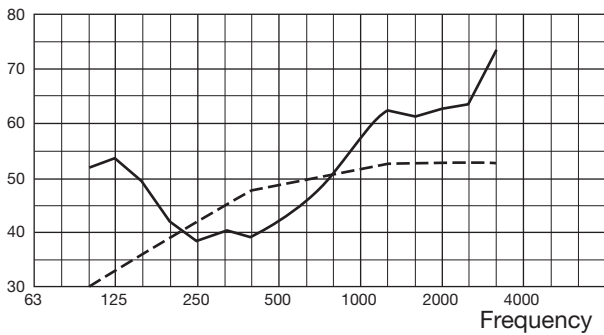
Technical data

Capacity



Curve	Filter	Sound-Insulation [mm]	free opening cm ²	Equivalent area cm ²
1	EU-3	Ø140 / Ø50	20	21
2	EU-3	Ø140 / Ø80	50	26
2	-	Ø140 / Ø50	20	26
3	-	Ø140 / Ø80	50	38
4	-	-	50	39

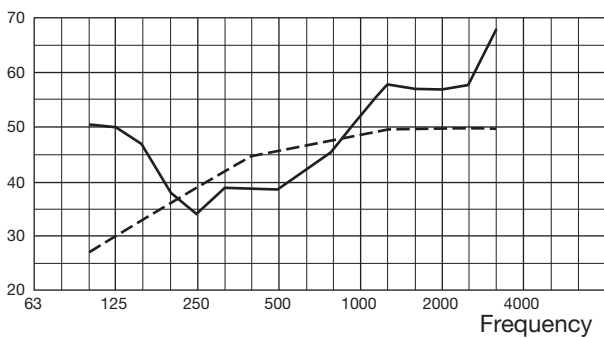
Dn,e (dB) Sound reduction



ULA with sound insulation Ø140/Ø50
wall thickness: 300 mm

Weighted element-normalised level difference
 Dn,e,w = 49 dB, Δmax = 8.3 dB

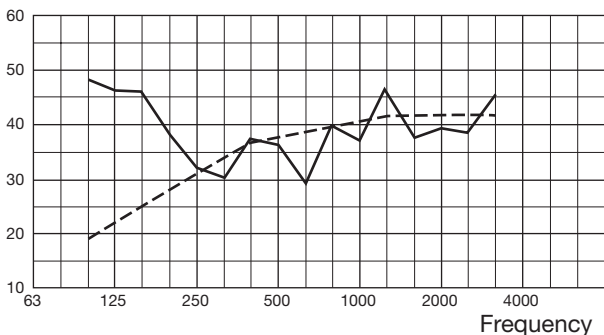
Dn,e (dB) Sound reduction



ULA with sound insulation Ø140/Ø80
wall thickness: 300 mm

Weighted element-normalised level difference
 Dn,e,w = 46 dB, Δmax = 7.6 dB

Dn,e (dB) Sound reduction



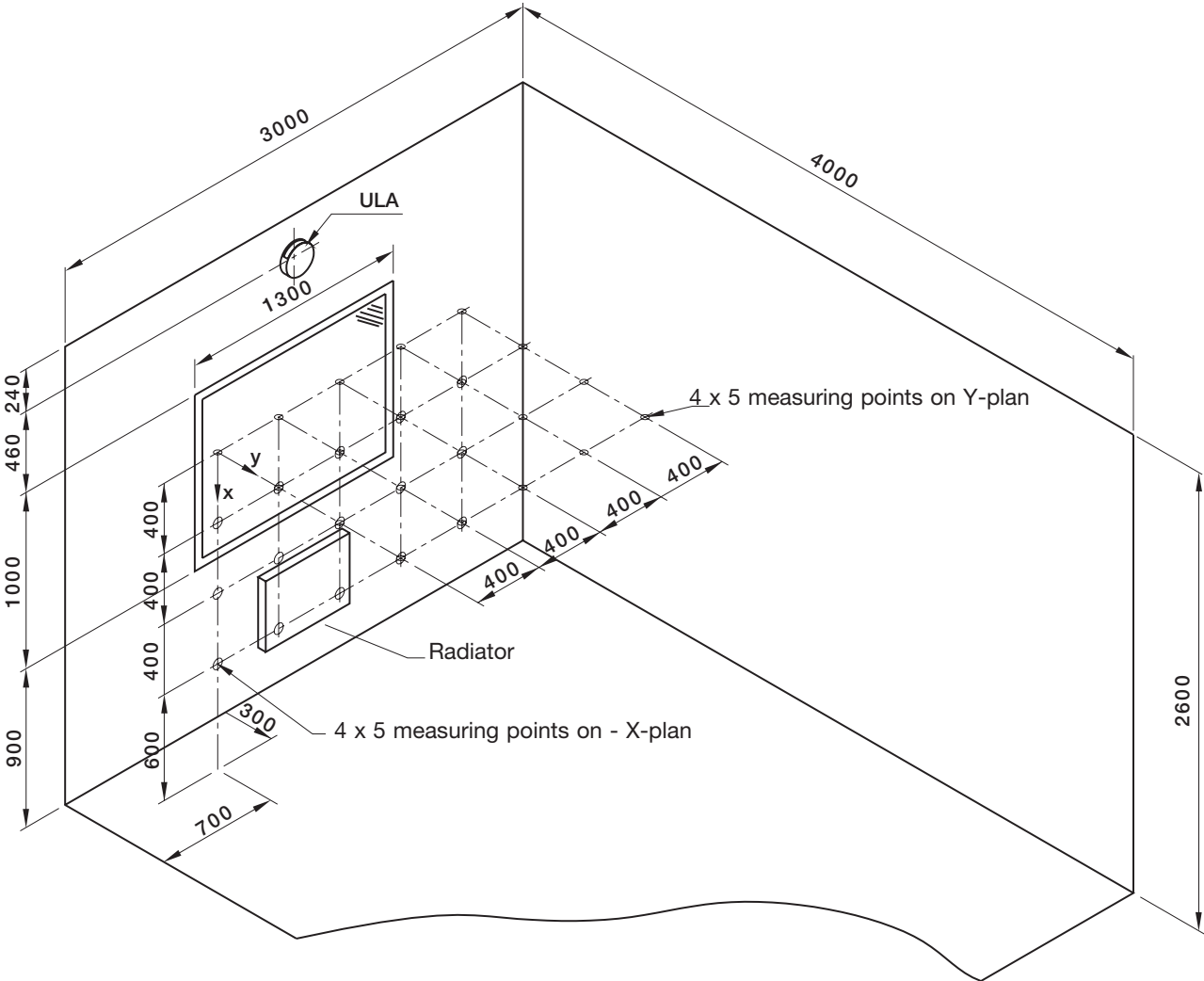
ULA without sound insulation
wall thickness: 300 mm

Weighted element-normalised level difference
 Dn,e,w = 38 dB, Δmax = 10.2 dB

Fresh air valve

ULA

Technical data



Air flow		Without radiator (500W)			radiator (500W)	
m ³ /h	l/s	Δt (K)			Δt (K)	
		0	-20	-40	-20	-40
20	5,6	<0,10	0,15	0,21	<0,10	0,10
30	8,3	<0,10	0,15	0,22	<0,10	0,17
40	11,1	0,10	0,15	0,22	0,10	0,18
50	13,9	0,13	0,15	-	0,11	-
60	16,7	0,14	0,15	-	0,11	-
70	19,4	0,14	0,15	-	0,13	-
100	28,0	0,15	0,23	-	0,13	-

The drawing above shows a trial set-up for determination of speeds in the occupied zone for different volumes of air and temperature differences. For trials with Δt = -40 K, a window with U = 1.5 W/m² was used. At -20 K was U = 2.6 W/m².