

VAV diffuser

PCV



Description

PCV is a circular PCA type diffuser with integrated motor for supply air of variable air volume (VAV). The integrated motorized damper ensures a constant throw so the Coanda effect always is maintained. The damper setting can be controlled by a room regulator, BMS or other 2-10 V control signal.

- Can vary the volume flow between 0-100 %
- Min. flow preset from factory *)
- Max. flow to be set in MBB box based on k-value
- Settings can be changed with ZTH-GEN or Belimo PC-tool
- VAV zone pressure must be controlled
- The diffuser must be installed together with a MBB-S type plenum box
- For exhaust PCA can be used

*) Min. setting and k-value are made from a pre-defined, available constant pressure in the air duct immediately before the diffuser. The diffuser is typically used at a constant pressure of 30-50 Pa.

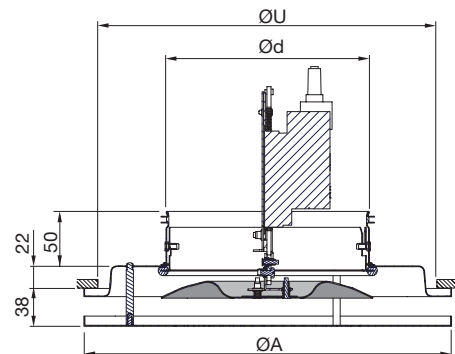
Order code

Product	PCV	aaa	bb	cc	dd
Type					
PCV					
Dimension					
Ø160-315					
Flow settings					
Min. airflow					
Max. airflow					
Pressure					

Example: PCV-200 - 15 l/s - 60 l/s - 40 Pa

When ordering, MBB plenum type must be specified.

Dimensions



PCV Ød	ØA	ØU *	Weight (kg) (with Motor)
mm	mm	mm	
160	300	260	3.0
200	360	320	3.8
250	460	420	4.9
315	540	500	6.1

* ØU = Ceiling grid opening.

Maintenance

The face plate and damper insert can be removed to enable cleaning of internal parts or to gain access to the duct or box. The visible parts of the diffuser can be wiped with a damp cloth.

Materials and finish

Diffuser:	Galvanised steel
Diffuser finish:	Powder-coated
Standard colour:	RAL 9010, gloss 30
Motor:	Manufact. Belimo type LH24A-MF

Other colours are available. Please contact Lindab's sales department for further information.

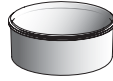
- 1
- 2
- 3
- 4
- 5
- 6
- 7
- 8
- 9
- 10
- 11
- 12
- 13**
- 14
- 15
- 16
- 17
- 18

VAV diffuser

PCV

Accessories

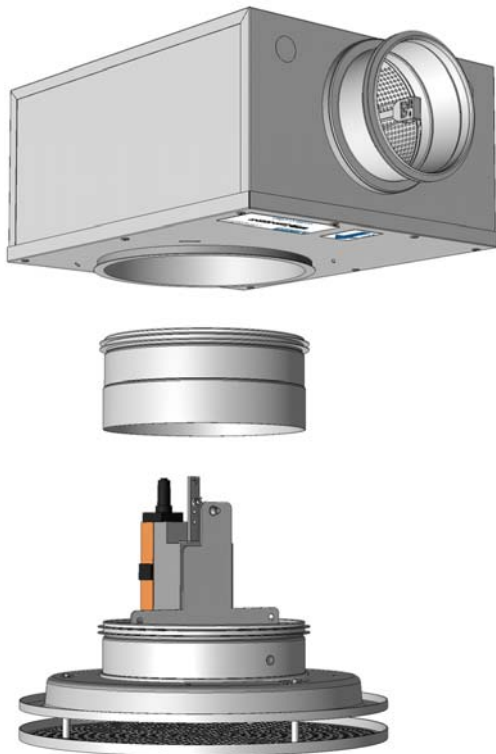
MBZ - Extension piece



Order code MBZ

Product	MBZ	aaa
Type	MBZ	
Dimension	Ø160-315	

Example: MBZ-200



When PCV is used with small MBB plenums:

For the following MBB sizes, the MBZ extension piece must be used to ensure full movement of motor-rack.

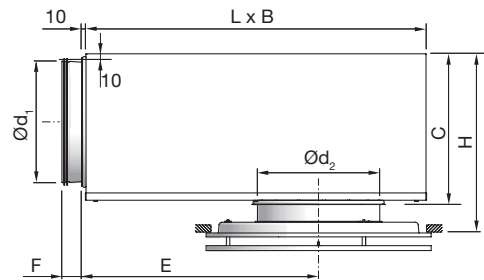
Size: MBB-100-160-S
 MBB-125-160-S
 MBB-125-200-S

For other PCV accessories, see the section on Formo ceiling diffusers, PCA accessories.

MBB - Plenum box



PCV+MBB-S



PCV + MBB		B mm	C mm	E mm	F mm	H* mm	L mm
duct Ød ₁ mm	PCV Ød ₂ mm						
100	160	260	159	216	50	180-220	310
125	160	310	184	262	50	205-245	376
125	200	310	184	262	50	205-245	376
160	160	380	220	323	50	239-279	459
160	200	380	220	323	50	239-279	459
160	250	380	220	323	50	239-279	459
200	200	460	259	396	70	280-320	565
200	250	460	259	396	70	280-320	565
200	315	460	259	396	70	280-320	565
250	250	540	309	486	70	330-370	698
250	315	540	309	486	70	330-370	698
315	315	540	373	646	70	395-435	858

* Using accessory MBZ, the H-dimension will increase:

Ød₂ = 160 - 200 mm => H + 40 mm

Ød₂ = 250 - 315 mm => H + 60 mm

Order code

Product	MBB	aaa	bbb	S
Type	MBB			
Duct connection Ød₁	Ø100-315			
Diffuser dimension Ød₂	Ø160-315			
Function	S = Supply air			

Example: MBB-160-200-S

VAV diffuser

PCV

Technical data

Diagrams on this page apply to PCV supply. For exhaust air and supplementary technical exhaust data, see the section on Formo ceiling diffusers.

Capacity

Max. volume flow q_v [l/s], [m³/h], total pressure drop Δp_t [Pa], throw l_{02} [m] and sound effect level L_{WA} [dB(A)] can be seen in the diagrams.

Quick selection, supply air

Quick selection 30 dB(A)

PCV + MBB		30 dB(A)					
duct Ød ₁	PCV Ød ₂	30 Pa q _v		35 Pa q _v		40 Pa q _v	
		l/s	m ³ /h	l/s	m ³ /h	l/s	m ³ /h
100	160	28	100	28	100	29	104
125	160	37	133	37	133	37	133
125	200	45	162	48	172	49	176
160	160	42	151	42	151	42	151
160	200	64	230	62	223	62	223
160	250	73	262	73	262	73	262
200	200	67	241	66	237	65	234
200	250	85	306	84	302	83	298
200	315	99	356	100	360	99	356
250	250	91	327	91	327	91	327
250	315	112	403	112	403	112	403
315	315	115	414	112	403	110	396

Quick selection 35 dB(A)

PCV + MBB		35 dB(A)					
duct Ød ₁	PCV Ød ₂	30 Pa q _v		35 Pa q _v		40 Pa q _v	
		l/s	m ³ /h	l/s	m ³ /h	l/s	m ³ /h
100	160	28	100	30	108	32	115
125	160	39	140	42	151	43	154
125	200	45	162	49	176	52	187
160	160	48	172	49	176	49	176
160	200	64	230	70	252	75	270
160	250	73	262	79	284	84	302
200	200	75	270	78	280	78	280
200	250	95	342	97	349	98	352
200	315	108	388	115	414	116	417
250	250	104	374	104	374	105	378
250	315	126	453	128	460	129	464
315	315	139	500	137	493	135	486

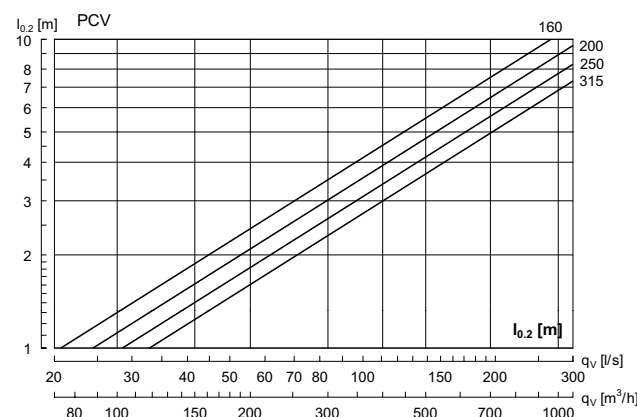
Sound attenuation

Sound attenuation of the diffuser ΔL from duct to room, including end reflection, see table below.

PCV + MBB		Centre frequency Hz							
duct Ød ₁	PCV Ød ₂	63	125	250	500	1K	2K	4K	8K
		100	160	21	16	5	15	17	18
125	160	12	13	8	19	13	16	17	19
125	200	16	11	5	16	13	15	15	17
160	160	17	17	11	19	18	17	20	20
160	200	14	14	7	21	15	16	18	19
160	250	15	15	5	17	13	15	16	18
200	200	15	10	6	16	17	15	19	18
200	250	12	9	5	14	17	15	17	17
200	315	12	7	4	11	15	14	16	15
250	250	14	8	8	14	16	17	17	18
250	315	12	6	6	15	15	15	16	17
315	315	7	9	8	14	17	16	17	21

Throw

The throw is specified at a terminal velocity of 0.2 m/s.



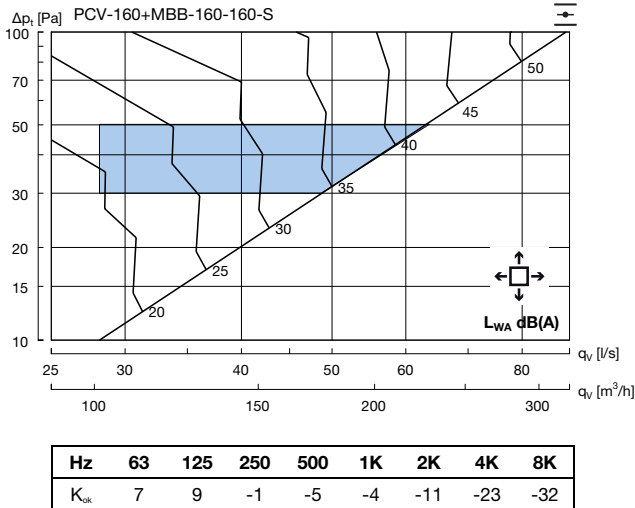
VAV diffuser

PCV

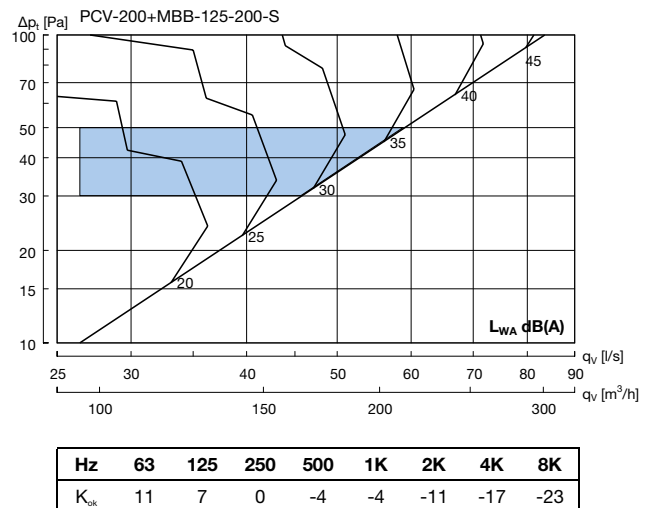
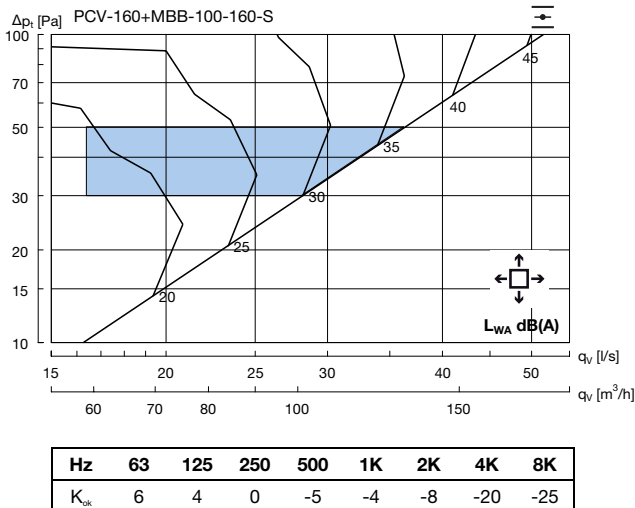
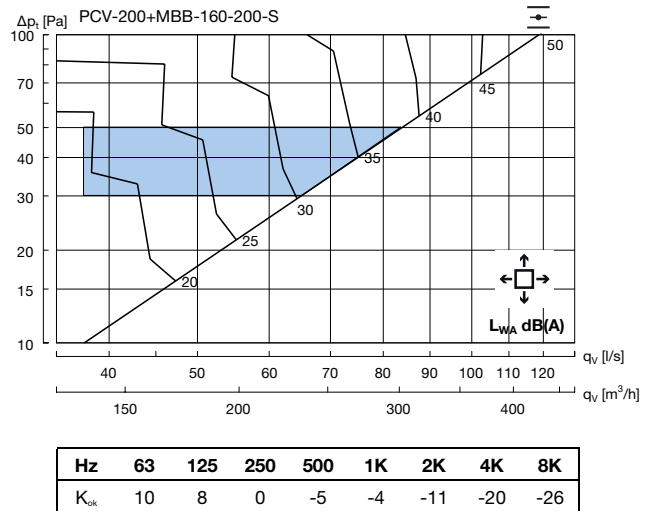
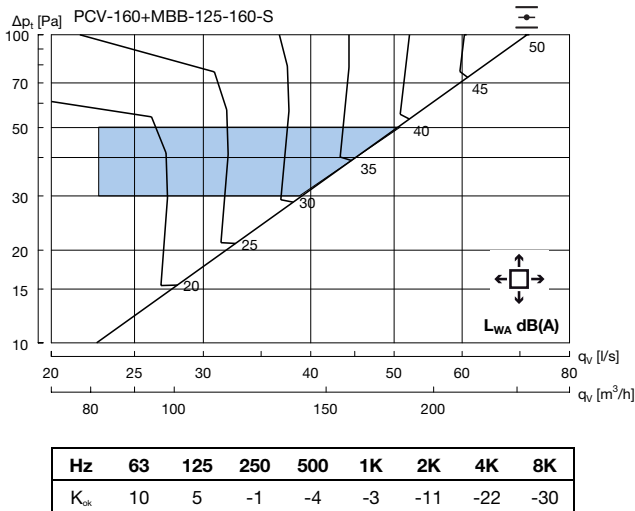
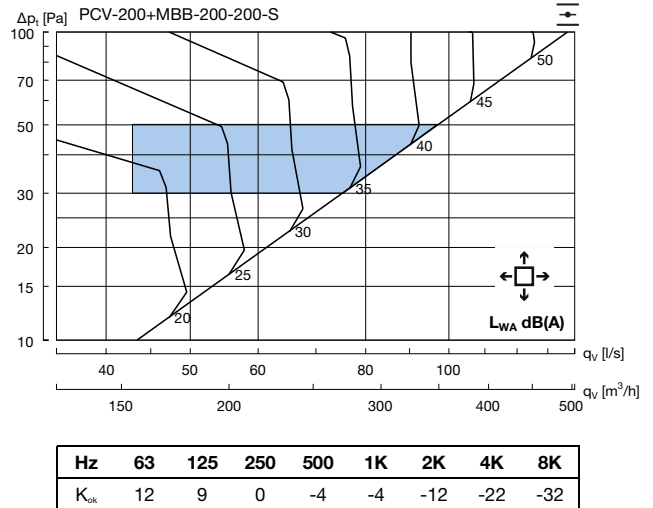
Technical data

Setting range for max. volume flow.

PCV-160 + MBB - Supply air



PCV-200 + MBB - Supply air



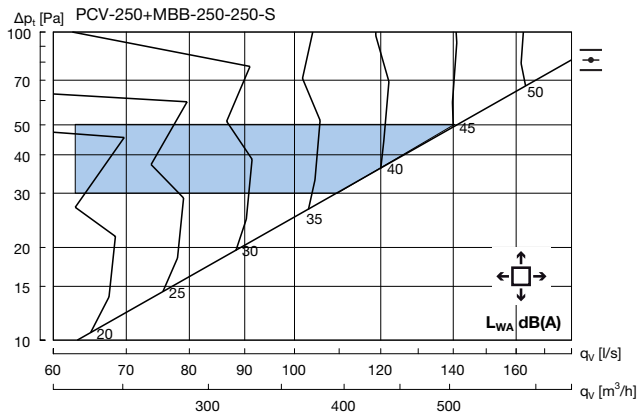
VAV diffuser

PCV

Technical data

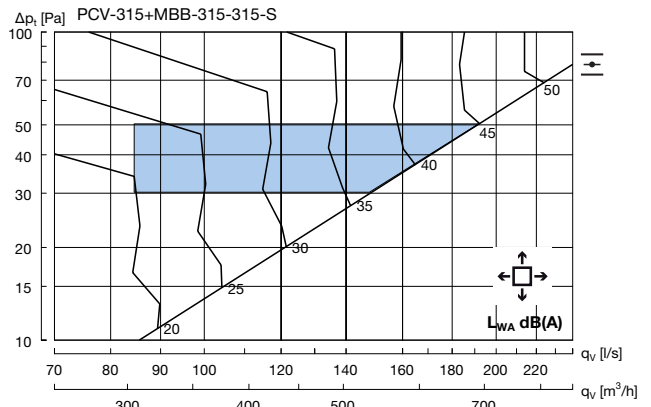
 Setting range for max. volume flow.

PCV-250 + MBB - Supply air

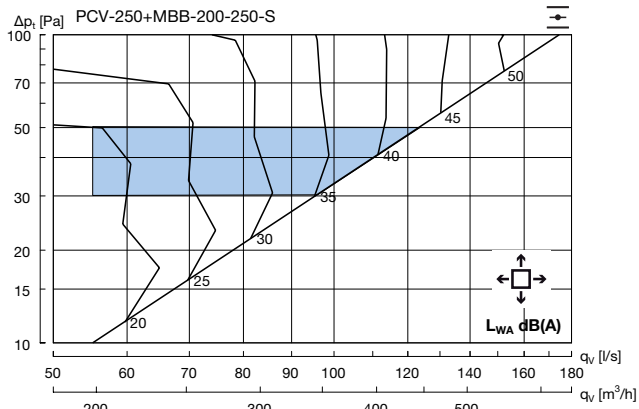


Hz	63	125	250	500	1K	2K	4K	8K
K_{ok}	10	6	-2	-3	-4	-11	-23	-31

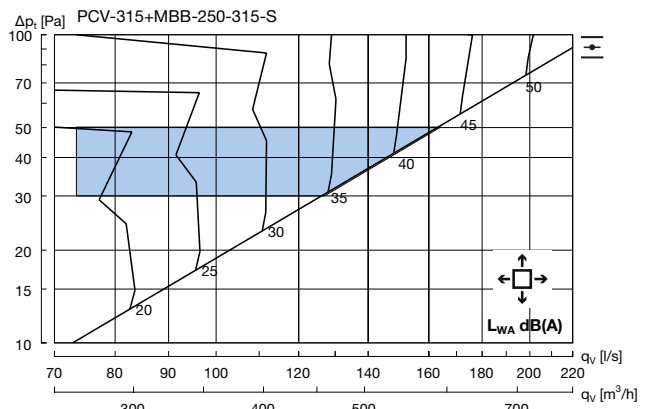
PCV-315 + MBB - Supply air



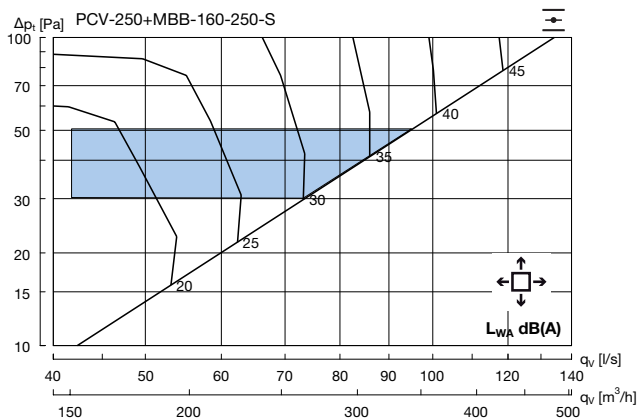
Hz	63	125	250	500	1K	2K	4K	8K
K_{ok}	10	4	-2	-2	-4	-11	-23	-32



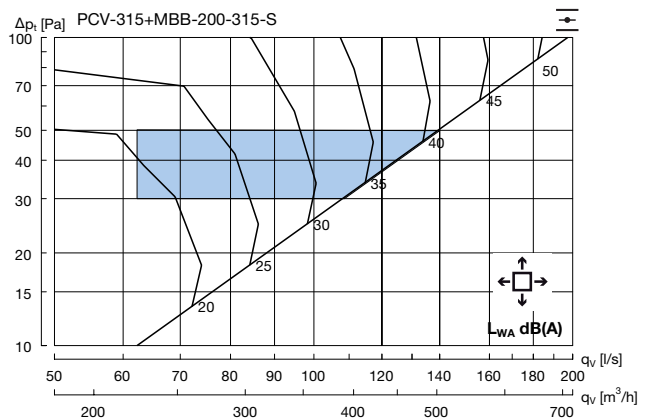
Hz	63	125	250	500	1K	2K	4K	8K
K_{ok}	11	8	-2	-3	-4	-11	-22	-29



Hz	63	125	250	500	1K	2K	4K	8K
K_{ok}	13	7	-2	-2	-4	-12	-22	-30



Hz	63	125	250	500	1K	2K	4K	8K
K_{ok}	9	7	-1	-4	-4	-11	-18	-22



Hz	63	125	250	500	1K	2K	4K	8K
K_{ok}	12	9	-2	-4	-5	-10	-18	-26

