



## Lindab **Accessories**

Waterborne indoor climate solutions



# Accessories



<b>Product</b>	<b>Page</b>
Regulation unit .....	3
Actuators .....	3
Regula Connect.....	3
Condensation Guard .....	4
Presence sensor .....	4
External temperature sensor .....	4
CO <sub>2</sub> and Humidity Sensor .....	4
Tectite fittings .....	5
Aerator.....	5
Flexible hoses.....	5
Water valves .....	6
Mounting accessories .....	7
Transformer .....	7

# Accessories

Please note that some of the accessories we present in this brochure are available as independent, separate accessory, in bigger packaging units but also integrated into a product e.g. as a plus feature an active chilled beam. Please check the individual product catalogue for more information, to save installation time on site and ease up on-site installation and maintenance.

NB! The order codes in this document are for accessories only.

## Regulation unit

### Advanced regulation unit

With the Lindab Regula Duo/Combi regulation unit, all regulation can be handled in a single device.

Programmable terminals allows for thermal actuators, dampers, condensation guard, CO2 sensor, presence sensor and all other devices giving or receiving a 24V AC or 0-10V DC signal.

### Regula Duo

The Regula Duo is a standard room temperature controller for 24V cooling and heating signal.



### Regula Combi

The Regula Combi can be controlled and programmed locally in the display, or at a remote location by a EXOLINE or MODBUS communication system. Handles both 24V and 0-10V devices.



For further information, please see the Regula documentation.

### Product code / Order code

[Regula Duo](#) / 884049

[Regula Combi](#) / 685800

## Actuators

### Water valve actuators

To provide optimal valve control, a Lindab actuator with non-halogen connection cable should be applied. Adapter rings ensures perfect fit for the most used brands on the market.



The actuators can be supplied as a 24V AC or 0-10V DC actuator, Normally Open (NO) or Normally Closed (NC), to fit the specific situation.



To fit to a Lindab [LinFlow-A](#) / [LinFlow-S](#) valve an adaptor ring "Adapter VA 64" is needed.

For further information, please see the [Actuators](#) and the [Adapters](#) documentations.

### Product code / Order code

A 40405 24 V on/off NC - 1m non-halogen cable /684601

APR 40405 0-10 V mod. NC, 1m non-halogen cable /686404

Adapter VA 64 / 686565.

Alternative versions available on request.

For APR 40405 different cable types/length available on request.


## Regula Connect

### Easy interconnection

The fastest and easiest way of connecting multiple chilled beams to a regulation unit, like the Regula Combi, is by using an integrated (pre-installed) connecting card or chilled beam. Choosing a connection card saves time on mounting and commissioning, while ensuring the possibility for an easy reconfiguring of the regulation system to fit future needs.

### Regula Connect Basic

The basic connection card allows for connection of 24V or 0-10V actuators and power supply between the Regula Combi unit and the chilled beams. The onboard communication port allows for communication between a Regula Combi regulation unit and up to 10 chilled beams. Connectors for Modbus or Exoline communication are also available.




### Regula Connect Multi

An advanced connection card, used in complex systems. The Regula Connect Multi features the same functions as Basic, but also damper control, presence and CO<sub>2</sub> sensors.



### Regula Connect Pascal

For an optimal VAV-solution, the Lindab Pascal system is an obvious choice. Please see the Lindab Pascal documentation for further information.



For further information, please see the [Regula - What do I get?](#) documentation.

### Product code / Order code

Regula Connect Basic card / 682087

Regula Connect Multi card / 682089

Regula Connect\_Pascal card / 649174

# Accessories

## Condensation Guard

### Avoid moisture

To successfully avoid problems with condensation, the Regula Secura can be added to any waterborne product.

The easiest is to choose an integrated (pre-installed) Regula Secura for the chilled beam.



By a condensation sensor attached to the chilled water pipe, moist is effectively detected before becoming a condensation issue.

Regula Secura should be used in any environment where the risk of condensation may arise, due to big temperature differences, high levels of moisture in the air or the need of low temperature cooling water.

For further information, please see the Regula documentation.

### Product code / Order code

[Regula Secura](#) / 642578

## Presence sensor

### Application specific presence sensor

The Lindab IR24-P presence sensor is an infrared motion detector, used to activate the comfort system, or to put it on standby.



Being a highly flexible unit, the IR24-P presence sensor can be adjusted in a number of ways, both in terms of sensor area and in terms of operation delays and output signal.

For further information, please see the Presence sensors documentation.

For products without link, we refer to the product search on [Regin's](#) website.

### Product code / Order code

[IR24-P](#) / 646842

IR24-PC / 648144

## External temperature sensor

### Optimal sensor location

When choosing the location for mounting the Regula Combi, the optimal location for accessing the regulation unit may not be the optimal location for temperature measuring.



By applying the external temperature sensor to the regulation system, a whole new level of flexibility is gained, regarding the flexibility of the system layout.

For further information, please see the Temperature sensors documentation.

For products without link, we refer to the product search on [Regin's](#) website.

### Product code / Order code

TG-R5/PT1000 for Regula Combi (wall) / 647887

TG-K3/PT1000 for Regula Combi (duct) / 646886

TG-A1/PT1000 for Regula Combi (clamp on) / 682084

TG-K330 for Regula Duo (duct) / 645967

TG-A130 for Regula Duo (clamp on) / 642613

## CO<sub>2</sub> and Humidity Sensor

### Top-of-the-line CO<sub>2</sub> measuring

With the Lindab CO<sub>2</sub> sensor, CO<sub>2</sub> levels as well as temperature and relative humidity can be measured for further processing in the Regula Combi. Thereby ensuring the best demand based regulation.



As a unique feature, the Lindab CO<sub>2</sub> sensor has a built-in automatic calibration facility, ensuring a precise output for years to come.

For further information, please see the the individual products. For products without link, we refer to the product search on [Regin's](#) website.

### Product code / Order code

[CTRTA-LB](#) sensor (wall) /616717

[CTRTA-D-LB](#) sensor (wall, display) / 616718

CTDT2 sensor (duct) / 685272

[CO2RT-R-LB](#) sensor (wall) / 645965

CTHR2-D (wall, display) /685240

HTDT2500 humidity/temperature transmitter (duct) / 996230

HTRT10A humidity/temperature transmitter (wall) / 686107

# Accessories

## Tectite fittings

### All pipe connections done, in seconds.

Lindab can supply water pipe fittings, suitable for almost any way of connecting a chilled beam, radiant panel or facade unit to the main water circuit.



All our fittings are delivered complete with push-on fittings, ensuring an optimal result at a fraction of the time normally used to do the pipe connections.

Please contact Lindab for product details.

### Product code / Order code

Tectite angle 10mm / 682079  
 Tectite angle 12mm / 884014  
 Tectite angle 15mm / 642596  
 Tectite angle 22mm / 682080  
 Tectite reduction straight 12x10mm / 642598  
 Tectite reduction straight 15x12mm / 642599  
 Tectite straight 10mm / 682081  
 Tectite straight 12mm / 884050  
 Tectite straight 12mm x 1/2" outer thread / 682082  
 Tectite straight 12x1/2" inner thread / 884095  
 Tectite straight 15mm / 642597  
 Tectite straight 15mm x 1/2" outer thread / 642608  
 Tectite straight 22mm / 642611  
 Tectite T-pipe 22x15x22 / 642600  
 Tectite T-pipe 28x15x28 / 642601  
 Tectite demounting tool 10mm / 642609  
 Tectite demounting tool 10mm small / 646880  
 Tectite demounting tool 12mm / 884087  
 Tectite demounting tool 12mm small / 646881  
 Tectite demounting tool 15mm small / 646882  
 Tectite demounting tool 22mm small / 646883  
 Tectite demounting tool 28mm small / 646884  
 Other available upon request

## Aerator

### Deaeration in the water circuit

If a waterborne unit is mounted in a location where issues with build up air may occur, applying an aerator is recommendable.



As our aerators come complete with push-on fittings, installation is done in mere seconds.

### Product code / Order code

Aerator 12mm / 647690  
 Aerator 15mm / 647691  
 Aerator 22mm / 647693

## Flexible hoses

### A fast and easy way to connect the water circuit.

To ensure a simple commissioning of the water circuit, our flexible hoses can be used as means of connection.



As our flexible hoses are delivered with integrated push-on connections, a simple and fast workflow during commissioning is ensured.



Flexible hoses also contribute to cancelling out vibrations that may occur in a water pipe system.

The flexible hoses with integrated JG push-on couplings are 40 cm long, available in different widths (DN10 and DN13), combination of different connection sizes (DN10, DN12 and DN15) and have JG push or JG elbow push connections.

Our flexible hoses are oxygen impermeable acc. to DIN 4726 (Lindab recommends to never use a lower quality than that).

The JG push connections work fully tool-less for quick installation/de-installation.

### Product code / Order code

Flexible hose O<sub>2</sub>-stopp\_DN10 0,4m:

JG10 push - JG10 push / 176359  
 JG10 push - straight end 12 mm / 176360  
 JG10 push - JG15 push / 175805  
 JG12 push - straight end 12 mm / 175984  
 JG12 push - JG12 push / 686566  
 JG12 push - JG12 elbow push / 686567  
 JG12 push - JG15 push / 175806  
 JG15 push - JG15 push / 686568



Flexible hose O<sub>2</sub>-stopp\_DN10 0,4m:

straight end 12 mm - straight end 12 mm / 176415  
 straight end 15 mm - straight end 12 mm / 647481

Flexible hose O<sub>2</sub>-stopp\_DN13 0,4m:

JG12 push - JG15 push / 175807  
 JG15 push - JG15 push / 175808

# Accessories

## Water valves

### LinFlow water control valves

The Lindab LinFlow 2-way valves should be used with all standard application chilled beams, radiant panels and facade units.

The LinFlow valves ensures easy and fast installation thanks to the simple yet effective push-on connections.

Valves are delivered with 12 or 15 mm connections, as a straight (LinFlow-S) or angled (LinFlow-A, DN 12 only) version.



For further information, please see the [LinFlow-A /LinFlow-S](#) water valves documentation.

### Product code / Order code

- LinFlow-S-12 control valve / 686552
- LinFlow-S-15 control valve / 686553
- LinFlow-A-12 control valve / 686554

### Pressure Independent control valves (PICV's)

For highest precision in both room temperature regulation and hydronic balancing PICV's are available in different dimensions and for different water flow rates. They have inner threaded connections and should be controlled by an Actuator APR 40405 0-10 V fitted by an adapter VA 64.



For products without link, we refer to the product search on [Pettinaroli's website](#).

### Product code / Order code

- Pressure Independent Control Valve
- 92VL-004 1/2" straight - inner thread / 686550
- Pressure Independent Control Valve
- 92L-004 1/2" straight - inner thread / 686551
- Pressure Independent Control Valve
- 91VL-004 1/2" straight - inner thread / 686542
- Pressure Independent Control Valve
- 91L-004 1/2" straight - inner thread / 686543
- Pressure Independent Control Valve
- 91H-004 1/2" straight - inner thread / 686544
- Pressure Independent Control Valve
- 91VL-006 3/4" straight - inner thread / 686545
- Pressure Independent Control Valve
- 91H-006 3/4" straight - inner thread / 686546
- Pressure Independent Control Valve
- 93L-008 1" straight - inner thread / 686547
- Pressure Independent Control Valve
- 93H-008 1" straight - inner thread / 686548
- Pressure Independent Control Valve
- 93H-010 1-1/4" straight - inner thread / 686549

## Water valves

### Pressure Independent Control Valve

92VL-004 1/2" straight - inner thread / 686550

### Pressure Independent Control Valve

92L-004 1/2" straight - inner thread / 686551

### Six-Way Valve

The six-way valve maintaining a change-over system with a two-pipe chilled beam in combination with a four-pipe water system.

Four-pipe systems are increasingly more common and managing them automatically is technically and practically difficult.

The six-way ball valve 63/2S is available in one dimensions only and fit exactly to the need of our chilled beam and radiant panel application. It must be equipped with an electrical actuator M63 with proportional control mode (0-10V) or 2/3 points for six-way ballvalves (item 63/2S). It enables the automatic winter-summer change-over.

For products without link, we refer to the product search on [Pettinaroli's website](#)



### Product code / Order code

- 6-way ball valve 63/2S / 686557
- Actuator M63-24V 0-10V for 6-way ball valves 63/2S /686558
- Union piece 1007WFC 3/4"F
- sphero conical x 1/2" F for 6-way ball valves 63/2S / 686559
- Union piece 1007 3/4"F
- sphero conical x 1/2" M for 6-way ball valves 63/2S / 686560
- Union piece 1007MC 3/4"F
- sphero conical x 1/2" M flat seat
- for 6-way ball valves 63/2S / 686561
- Weld union 1007MS 3/4"F
- sphero conical x 15 mm for 6-way ball valves 63/2S / 686562
- Insulating Case 063GI for 6-way ball valves 63/2S / 686563
- Two-nole wrench
- for Kv discs management for 6-way ball valves 63/2S / 686564

# Accessories

## Mounting accessories

### A solution to fit your building

Most of the Lindab chilled beams and radiant panels can be mounted either integrated into a false ceiling, freehanging or mounted directly onto the ceiling.

Pendulum hangers or threaded rods can be delivered together with the chilled beams or radiant panels upon request, to ensure an easy mounting.

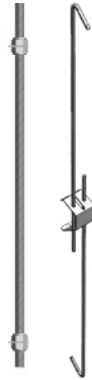
### Product code / Order code

Pendulum 180-300 mm / 642480

Pendulum 540-1000 mm / 646742

Pendulum 1750-2000 mm / 653454

Threaded rod M6, M8 or M10x1000 mm on request



## Transformer 24V AC - T-VA, F-VA

### Transformer, 24V AC output

Single-phase short circuit proof safety isolating transformer designed and tested according to norm EN61558-2-6. Separate insulated windings moulded in self extinguishing Polyurethane.



For further information, please see the Transformer 24V AC documentation.

### Product code / Order code

Transformer T 35 VA /642640

Transformer T 60 VA / 642641

Transformer T 75 VA / 642642

Transformer T 105 VA / 642638

Transformer T 150 VA /642639

Transformer F 35 VA / 642636

Transformer F 105 VA / 642637

Go to [transformers](#) documentation.



## Good Thinking

**At Lindab**, good thinking is a philosophy that guides us in everything we do. We have made it our mission to create a healthy indoor climate – and to simplify the construction of sustainable buildings. We do that by designing innovative products and solutions that are easy to use, as well as offering efficient availability and logistics. We are also working on ways to reduce our impact on our environment and climate. We do that by developing methods to produce our solutions using a minimum of energy and natural resources, and by reducing negative effects on the environment. We use steel in our products. It's one of few materials that can be recycled an infinite number of times without losing any of its properties. That means less carbon emissions in nature and less energy wasted.

**We simplify construction**