

Lindab Versio



- 1
- 2
- 3
- 4
- 5
- 6
- 7
- 8
- 9
- 10
- 11
- 12
- 13
- 14
- 15
- 16
- 17
- 18

RS14, adjusted ceiling type Markant.

Lindab Versio

a series of ceiling adapted diffusers



CMC Biopharmaceuticals AVS, Søborg.

Lindab Versio

Lindab Versio is a series of square ceiling diffusers for supply and exhaust air adapted for false ceilings.

Versio is, as the name implies, a variety of possibilities to construct the diffuser to suit the specific need. A large selection of face plates with different designs meet requirements for both design and function. Different types of plenum boxes ensure the possibility to connect the diffuser to the duct system, and at the same time regulate the diffusers individually.

Versio can be adapted to most ceiling systems, so the diffuser will blend in naturally with the ceiling environment, and ensure a simple mounting, which will make the job easier when mounting the diffuser directly at the construction site.

Unique flexibility

Versio gives a unique freedom of selection and flexibility. The final configured diffuser is simple to mount and is delivered finished and adapted to the individual ceiling system.



NS19 with plenum box type H.

Lindab Versio

a series of ceiling adapted diffusers

Design

See [Comfort and Design](#)




Ventilation principle

Size

Product

Plenum boxes

Details, see chapter [Plenum boxes](#)



H = 95 mm

H = Ød + 90 mm

H = 170 mm

Dimension
A x B
(Only R box)

	Perforated	Perforated rotation	Swirl	Nozzles	Grid		
PS	No.: 1 125 160 200 250 315	No.: 2 No.: 3 No.: 4 125 160 200 250 315	No.: 8 125 160 200 250 315	No.: 9 No.: 10 No.: 11 125 160 200 250 315	No.: 14 125 160 200 250 315	No.: 15 125 160 200 250 315	No.: 16 125 160 200 250 315
	200 x 100 300 x 100 400 x 100 500 x 100	200 x 100 300 x 100 400 x 100 500 x 100	200 x 100 300 x 100 400 x 100 500 x 100	200 x 100 300 x 100 400 x 100 500 x 100	200 x 100 300 x 100 400 x 100 500 x 100	200 x 100 300 x 100 400 x 100 500 x 100	
	 H = 95 mm	 H = Ød + 90 mm	 H = 170 mm	 H = 95 mm	 H = Ød + 90 mm	 H = 170 mm	
RS	No.: 19 125 160 200 250 315	No.: 23 125 160 200 250 315					
	200 x 100 300 x 100 400 x 100 500 x 100	200 x 100 300 x 100 400 x 100 500 x 100					
	 H = 95 mm	 H = Ød + 90 mm	 H = 170 mm	 H = 95 mm	 H = Ød + 90 mm	 H = 170 mm	

Lindab Versio

a series of ceiling adapted diffusers

Regulation Accessories

See product pages

Type	Size	Patterns	1	2	MDR (PS1-4)	PBB	MHS	MB
Grille box	mm							
V	160 200 250 315	300 400 500 600			● ● ●	● ● ● ●	● ● ● ●	● ● ● ●
Plenum box	mm							
H	125 160 200 250 315	300 400 500 600 600	● ● ● ● ●	● ● ● ● ●	● ● ●	● ● ● ● ●	● ● ● ● ●	
Rectangular connection	mm							
R	200 300 400 500	300 400 500 600	○ ○ ○ ○	○ ○ ○ ○	● ● ● ●	● ● ● ●	● ● ● ●	

- 1. Product and tech. data depicted in catalogue.
- 2. Combination possible. Tech. data depicted in catalogue.
- 3. Combination possible. Tech. data not in catalogue.
- 4. If space is empty, combination is not possible.

Guide to diffuser selection

- 1 Lindab Versio starts with a product- and design choice based on function and design. Ex. : PS1 or RS14. The design is numbered, and specifically described in the chapter "Comfort and Design". Then a choice must be made of a grille box / plenum box depending on the type of connection, circular or rectangular, vertical or horizontal.
- 2 To obtain the desired function, one has to decide how the diffuser should be used: Supply (S), Exhaust (E), or Low-impulse(L). If the plenum box type H or R is chosen, it is necessary to know which type of regulation is required: without damper and measuring device (0), with damper without measuring device (1) or with damper and measuring device (2).
- 3 The connection dimension for the diffuser/plenum box is set, and finally the ceiling system is stated. The ceiling systems are numbered, and more specifically described in "Ceiling adaption".
- 4 Lindab Versio is ready to order after making the specific choices. The final configured product is named in the order. Ordering codes are also found on the product pages as well as in the rest of the product programme.

Example of ordering Versio + grille box/plenum box

In this example the order is for:
Square diffuser with non-adjustable swirl pattern. Integrated side-connected plenum box with connection dimension ø200. The diffuser should be supplied with damper and measuring device for individual regulation of the unit. The diffuser should be adapted to T24 600x600 system ceiling in a cleanable design.



Lindab Versio a series of ceiling adapted diffusers

Design

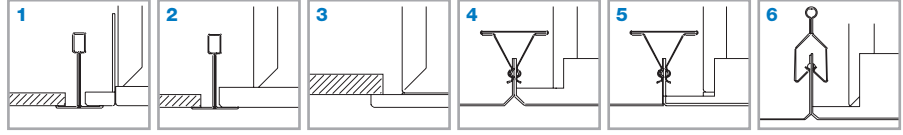
See [Comfort and Design](#)



Product

Ceiling tile adaption

Details, see chapter [Ceiling tile adaption](#)



1 Danotile T24/T15
Ecophon T24
Rockfon A24.

2 Danotile T24/T15
Ecophon T24
Rockfon A24

3 Permanent ceiling

4 Dampa Clip-In
Bevelled edge

5 Dampa Clip-In
Square edge

6 Luxalon Clip-In

Grille box/plenum boxes

	Perforated	mm	V H R V H R V H R V H R V H R											
			125		160		200		250		315			
PS	No.: 1													
	No.: 2													
	No.: 3													
	No.: 4													
	Perforated rotation		V H R V H R V H R V H R V H R											
	mm		125		160		200		250		315			
	No.: 8													
	No.: 9													
	Swirl		V H R V H R V H R V H R V H R											
	mm		125		160		200		250		315			
	No.: 14													
	No.: 15													
	Nozzles		V H R V H R V H R V H R V H R											
	mm		125		160		200		250		315			
	No.: 19													
	Grid		V H R V H R V H R V H R V H R											
mm		125		160		200		250		315				
GS	No.: 23													

Lindab Versio a series of ceiling adapted diffusers

Design

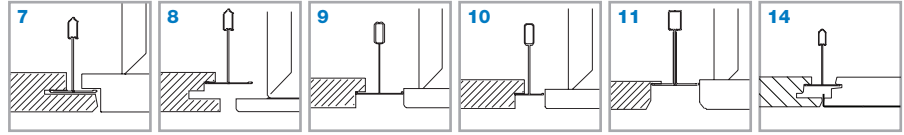
See [Comfort and Design](#)



Product

Ceiling tile adaption

Details, see chapter [Ceiling tile adaption](#)



7	8	9	10	11	14
Danotile Contur Ecophon D Rockfon D-XL	Ecophon Focus DG	Rockfon E10 24 Ecophon - E / T24	Rockfon E10 15 Ecophon - E / T15	Danotile Markant	Ecophone Focus edge DS

Grille box/plenum boxes

	Perforated	mm	V H R V H R V H R V H R V H R														
			V H R V H R V H R V H R V H R														
PS	No.: 1	125	[Pattern]						[Pattern]								
		160	[Pattern]						[Pattern]								
		200	[Pattern]						[Pattern]								
	No.: 3	No.: 4	125	[Pattern]						[Pattern]							
			160	[Pattern]						[Pattern]							
			200	[Pattern]						[Pattern]							
	Perforated rotation	No.: 8	125	[Pattern]						[Pattern]							
			160	[Pattern]						[Pattern]							
			200	[Pattern]						[Pattern]							
		No.: 9	No.: 10	No.: 11	125	[Pattern]						[Pattern]					
					160	[Pattern]						[Pattern]					
200					[Pattern]						[Pattern]						
Swirl		No.: 14	125	[Pattern]						[Pattern]							
			160	[Pattern]						[Pattern]							
			200	[Pattern]						[Pattern]							
		No.: 15	No.: 16	125	[Pattern]						[Pattern]						
				160	[Pattern]						[Pattern]						
	200			[Pattern]						[Pattern]							
	Nozzles	No.: 19	125	[Pattern]						[Pattern]							
			160	[Pattern]						[Pattern]							
			200	[Pattern]						[Pattern]							
		Grid	No.: 23	125	[Pattern]						[Pattern]						
				160	[Pattern]						[Pattern]						
200				[Pattern]						[Pattern]							
				250	[Pattern]						[Pattern]						
				315	[Pattern]						[Pattern]						

- 1
- 2
- 3
- 4
- 5
- 6
- 7
- 8
- 9
- 10
- 11
- 12
- 13
- 14
- 15
- 16
- 17
- 18

Lindab Versio

a series of ceiling adapted diffusers

- 1
- 2
- 3
- 4
- 5**
- 6
- 7
- 8
- 9
- 10
- 11
- 12
- 13
- 14
- 15
- 16
- 17
- 18



NS19.