

Circular straight silencer

SLCU



Description

SLCU is a circular straight silencer.

Nominal insulation thicknesses are 50 mm or 100 mm.

Attenuation material is mineral wool. The SLCU's are made of strong outer spiral seemed tube and an inner tube made of steel with small openings to be able to withstand mechanical cleaning and at the same time not interfere with the insertion loss. The space between them is filled with mineral wool and a nonwoven cloth is inserted between inner tube and the attenuation material, to prevent fibres from the insulation getting into the duct system. Silencer can be cleaned by rotating nylon brushes, vacuum cleaner or damp cloth.

Tested according to ISO 7235 standard.

Special materials and sizes, please contact Lindab sales.

To select the appropriate silencer and optimize connection size and length for the best performance you can use our online tool lindQST or our free to download software DIMsilencer.

Fire classes (According to Swedish regulations)

Fire classes without protective distance: EI 30, E 120

With protective distance to:

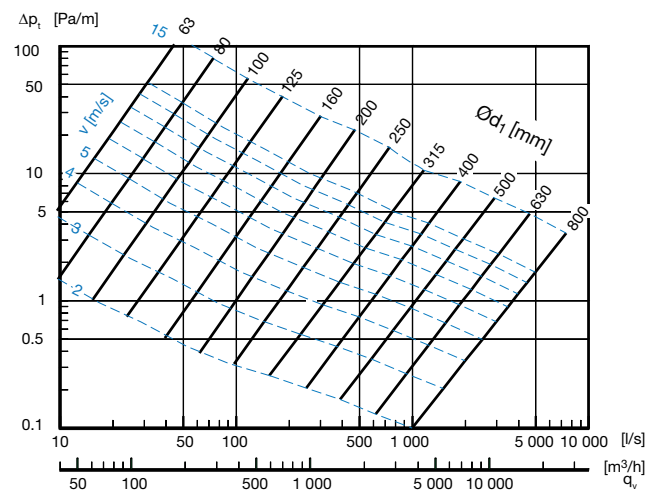
- evacuation person: 2,5 kW/m² EI 120 at distance 50 mm
- combustible materials: 10 kW/m² EI 120 at distance 50 mm

Order code

Product	SLCU	d	l	t
SLCU				
Connection (d) in mm (Ød_{1nom})				
63 - 400 mm (50 mm insulation)				
80 - 800 mm (100 mm insulation)				
Length (l), in mm (l_{nom})				
300 - 1200 mm (50 mm insulation)				
300 - 1500 mm (100 mm insulation)				
Insulation thickness (t) in mm				
50 or 100 mm				

Example: SLCU 200 - 900 - 50

Technical data



LindQST

To select the attenuator to suit your needs use Lindab's advanced sound calculation and dimensioning web tool LindQST. This tool will allow you to optimize width, height and length for the best performance and to meet your on site requirements.

Visit www.lindQST.com to find preference out more.

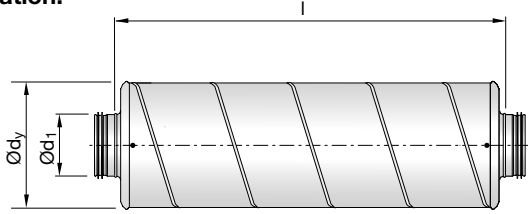


Circular straight silencer

SLCU

Technical data for silencer with 50 and 100 mm insulation

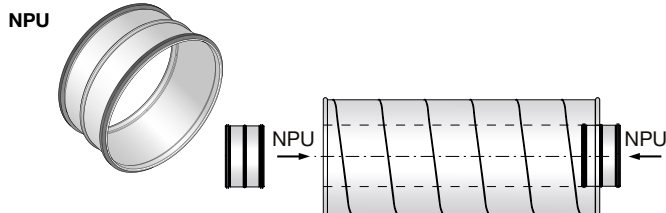
Dimensions and sound data for silencer with 50 mm insulation.



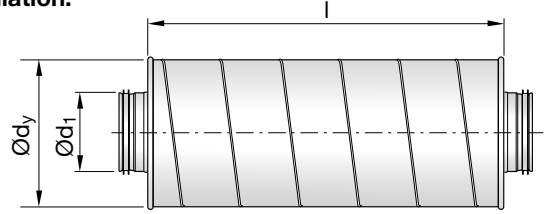
Ød ₁ [nom]	l [nom]	Insertion loss [dB] for centre frequency [Hz]								Ød _y [mm]	l [mm]	m [kg]
		63	125	250	500	1k	2k	4k	8k			
63	300	0	6	11	18	28	39	40	24	170	300	1,6
63	600	0	5	15	25	48	49	49	33	170	600	2,6
80	300	5	5	8	15	28	29	23	16	190	300	1,9
80	600	5	7	12	26	41	50	48	24	190	600	3,1
80	900	5	9	17	37	50	50	50	32	190	900	4,6
80	1200	6	11	21	49	50	50	50	40	190	1200	5,7
100	300	2	2	6	14	21	25	20	11	210	360	2,3
100	600	4	3	11	24	36	49	34	17	210	660	4,1
100	900	5	4	15	34	50	50	48	23	210	960	5,2
100	1200	6	5	19	45	50	50	50	29	210	1260	6,5
125	300	2	2	6	13	16	20	15	10	235	365	2,7
125	600	3	3	9	23	30	40	22	14	235	665	4,4
125	900	4	4	12	33	45	50	30	17	235	965	6,2
125	1200	5	5	15	43	50	50	38	21	235	1265	7,5
160	300	1	2	4	10	12	15	8	8	270	375	3,0
160	600	2	3	7	19	27	29	14	11	270	675	5,4
160	900	2	4	10	28	42	43	20	15	270	975	7,5
160	1200	2	5	13	37	50	50	26	19	270	1275	9,2
200	300	1	2	5	8	10	11	5	5	310	385	4,1
200	600	2	3	7	16	21	23	9	8	310	685	6,9
200	900	2	4	8	24	32	34	13	10	310	985	9,7
200	1200	3	5	10	31	43	45	18	13	310	1285	12,0
250	600	3	2	7	13	17	16	8	6	365	600	8,6
250	900	3	4	8	20	26	23	10	8	365	900	11,7
250	1200	4	5	9	26	35	30	12	10	365	1200	15,0
315	600	0	2	6	11	14	9	4	5	427	600	11,3
315	900	1	3	7	16	22	12	6	7	427	900	15,6
315	1200	1	3	8	22	30	16	7	9	427	1200	20,3
400	600	0	3	4	6	8	4	4	4	508	600	20,5
400	900	1	3	5	10	13	7	5	6	508	900	26,8
400	1200	1	4	7	14	19	10	7	8	508	1200	30,0

There is given max. attenuation values of 50 dB in the table above.

Sizes 63-315 are supplied with preinstalled Safe-connectors. Size 400 is supplied with loose NPU-couplings.



Dimensions and sound data for silencer with 100 mm insulation.



Ød ₁ [nom]	l [nom]	Insertion loss [dB] for centre frequency [Hz]								Ød _y [mm]	m [kg]
		63	125	250	500	1k	2k	4k	8k		
80	300	10	8	10	16	21	27	24	16	295	4,3
80	600	12	13	19	27	37	50	46	24	295	7,0
80	900	14	18	28	38	50	50	50	33	295	8,9
80	1200	16	23	37	49	50	50	50	42	295	11,6
100	300	5	4	11	14	18	24	20	11	310	4,5
100	600	8	8	18	25	34	46	38	19	310	7,2
100	900	11	11	25	36	50	50	50	26	310	11,2
100	1200	14	14	32	47	50	50	50	33	310	13,4
125	300	5	4	9	11	16	19	15	10	325	5,2
125	600	7	7	16	20	28	37	24	14	325	7,5
125	900	9	10	22	29	41	50	33	18	325	10,8
125	1200	12	13	29	38	50	50	42	22	325	14,6
160	300	4	3	6	8	11	14	9	8	365	5,7
160	600	5	6	13	16	23	28	15	12	365	9,5
160	900	6	9	20	24	34	42	21	16	365	13,0
160	1200	8	12	27	32	46	50	28	20	365	17,4
200	300	4	4	6	6	9	11	6	6	410	7,7
200	600	5	6	11	14	19	22	10	8	410	10,6
200	900	6	9	17	21	29	33	14	11	410	15,3
200	1200	7	11	22	29	38	45	18	13	410	19,4
250	600	6	5	10	11	16	16	8	7	465	10,7
250	900	7	7	15	18	25	23	10	9	465	18,0
250	1200	7	9	20	25	34	30	13	11	465	22,9
315	600	1	4	7	9	12	10	5	6	510	16,3
315	900	2	6	12	14	19	15	7	8	510	22,3
315	1200	2	8	16	18	26	21	9	10	510	29,1
400	600	1	5	5	5	7	4	4	4	625	20,6
400	900	3	7	8	9	13	7	5	6	625	30,0
400	1200	4	8	12	13	19	10	6	7	625	38,1
500	900	2	4	7	8	10	5	3	5	735	34,6
500	1200	3	7	10	12	14	7	4	6	735	44,7
630	900	2	4	5	7	6	4	3	4	880	44,3
630	1200	2	6	8	10	9	4	4	5	880	54,5
800	1200	2	3	6	7	4	3	4	4	1030	76,2
800	1500	2	5	8	10	6	4	4	5	1030	93,2

There is given max. attenuation values of 50 dB in the table above.

Sizes 80-315 is supplied with preinstalled Safe-connectors. Sizes 400-800 are supplied with loose NPU-couplings.