

Plenum box

HRPLU



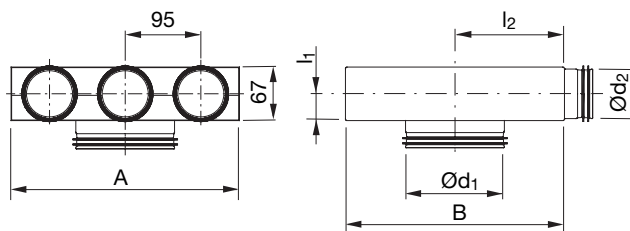
Description

Plenum box to connect horizontal ducts in the casting-in screed directly to the exhaust or supply valve mounted in the ceiling of the underlying level.

Can be used for exhaust air as well as for supply air.
Can be used as cleaning entry to the duct system in the screed up to the manifold VRMU.
Has external casting-in fixing sides.

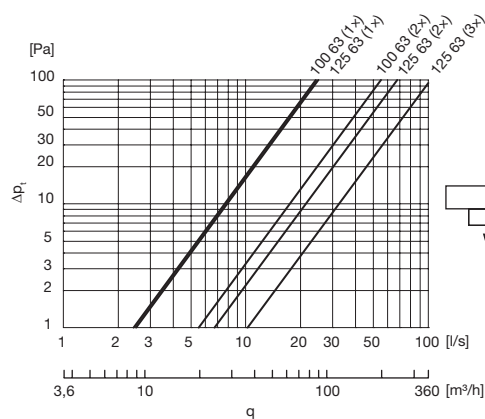
Fulfils the requirements for air tightness class C.

Dimensions

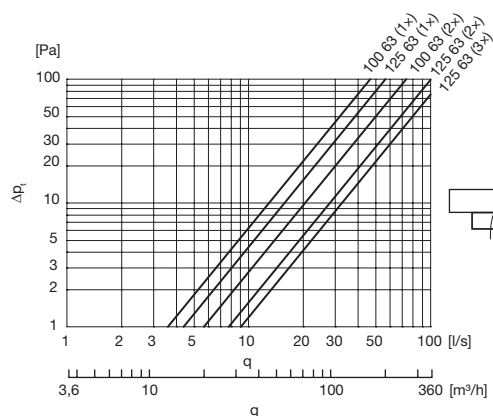


Ød ₁ nom	Ød ₂ nom	Studs pcs	l ₁ mm	l ₂ mm	A mm	B mm	m kg
100	63	1	34	90	180	180	0,71
100	63	2	34	103	205	205	0,87
125	63	1	34	90	180	180	0,69
125	63	2	34	103	205	205	0,86
125	63	3	34	148	295	295	1,46

Accumulation (supply air)



Distribution (exhaust air)



Ordering example

Product	HRPLU	100	63	2
Dimension Ød ₁				
Dimension Ød ₂				
Number of Ø 63 in-/outlets				