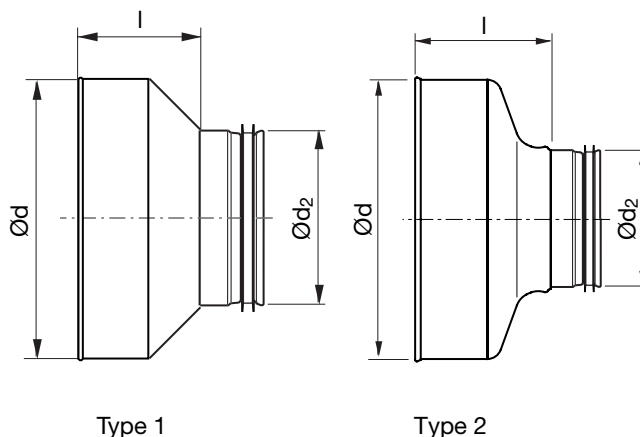


Reducer

RCFU



Dimensions



Description

Pressed, concentric reducer with female coupling to meet demands for short installation length with low pressure drop and low internal noise generation. Ød fits outside another fitting.

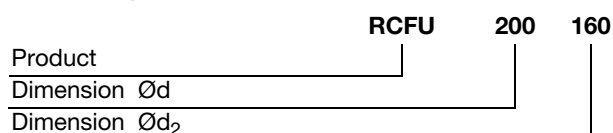
Has Click function at the Safe end – has an open turned-over end.

Has normally not any Click function at the female end – hasn't any notches.

Ø 80–315 can upon order be delivered with click function at the female end as well – i.e. with notches.

| Ød nom | Ød ₂ nom | l [mm] | Type | m [kg] |
|-----------|------------------------|-----------|------|-----------|
| 80 | 63 | 57 | 1 | 0,11 |
| 100 * | 63 | 70 | 1 | 0,14 |
| 100 * | 80 | 61 | 2 | 0,16 |
| 125 * | 80 | 73 | 2 | 0,16 |
| 125 * | 100 | 64 | 2 | 0,14 |
| 150 * | 100 | 78 | 2 | 0,20 |
| 150 * | 125 | 66 | 2 | 0,17 |
| 160 * | 80 | 92 | 1 | 0,24 |
| 160 * | 100 | 83 | 2 | 0,16 |
| 160 * | 125 | 71 | 2 | 0,20 |
| 160 * | 150 | 59 | 1 | 0,25 |
| 180 | 100 | 98 | 1 | 0,24 |
| 180 | 125 | 85 | 1 | 0,31 |
| 180 | 150 | 68 | 1 | 0,24 |
| 180 | 160 | 66 | 1 | 0,27 |
| 200 * | 100 | 84 | 2 | 0,23 |
| 200 * | 125 | 90 | 2 | 0,27 |
| 200 * | 150 | 75 | 1 | 0,34 |
| 200 * | 160 | 73 | 2 | 0,26 |
| 200 * | 180 | 63 | 1 | 0,32 |
| 224 | 150 | 92 | 1 | 0,45 |
| 224 | 160 | 87 | 1 | 0,49 |
| 224 | 180 | 76 | 1 | 0,46 |
| 224 | 200 | 66 | 1 | 0,45 |
| 250 * | 125 | 133 | 1 | 0,57 |
| 250 * | 150 | 122 | 1 | 0,56 |
| 250 * | 160 | 117 | 2 | 0,40 |
| 250 * | 180 | 107 | 1 | 0,55 |
| 250 * | 200 | 103 | 2 | 0,42 |
| 250 * | 224 | 89 | 1 | 0,53 |
| 300 | 200 | 119 | 1 | 0,68 |

Ordering example



Reducer

RCFU

| Ød nom | Ød ₂ nom | l [mm] | Type | m [kg] |
|-----------|------------------------|-----------|------|-----------|
| 300 | 250 | 94 | 1 | 0,66 |
| 315 * | 160 | 153 | 1 | 0,82 |
| 315 * | 200 | 134 | 2 | 0,77 |
| 315 * | 250 | 108 | 2 | 0,65 |
| 355 | 250 | 136 | 1 | 1,04 |
| 355 | 315 | 97 | 1 | 0,89 |
| 400 * | 200 | 196 | 1 | 1,31 |
| 400 * | 250 | 174 | 1 | 1,37 |
| 400 * | 315 | 133 | 1 | 1,20 |
| 500 ** | 250 | 208 | 1 | 2,12 |
| 500 ** | 315 | 185 | 1 | 2,09 |
| 500 ** | 400 | 150 | 1 | 1,95 |
| 630 ** | 315 | 240 | 1 | 2,76 |
| 630 ** | 400 | 198 | 1 | 2,72 |
| 630 ** | 500 | 148 | 1 | 2,69 |

* With turned-over edge

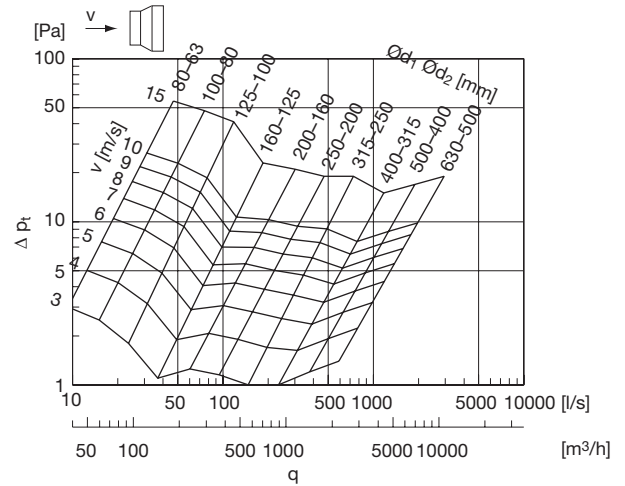
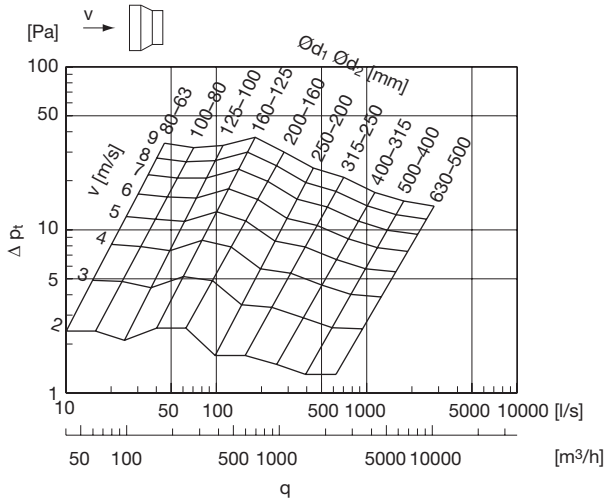
** Hand made

Reducer

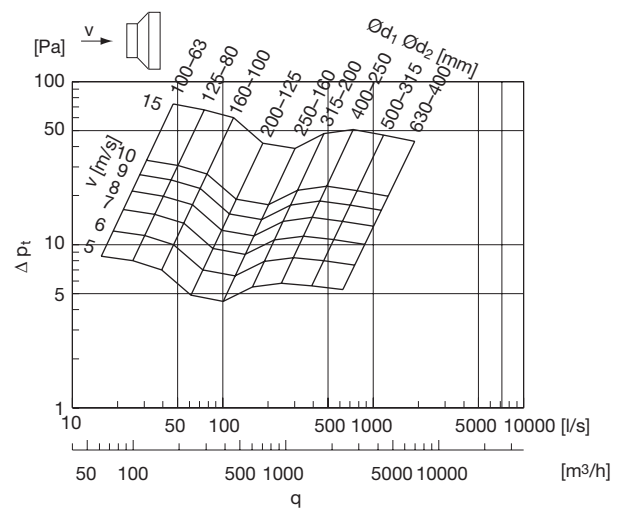
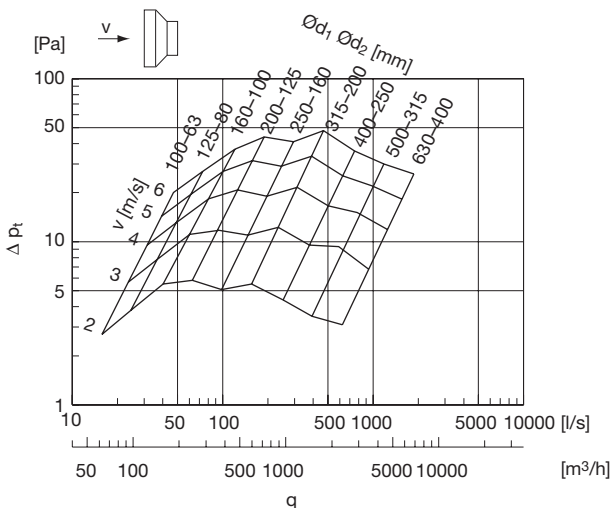
RCFU

Technical data

1 dimension step



2 dimension steps



3 dimension steps

