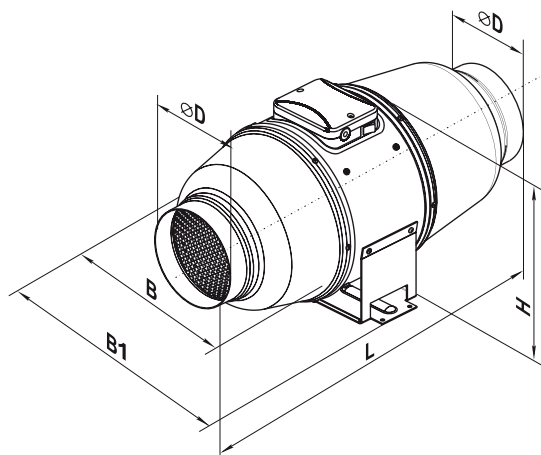


Inline acoustic mixed flow

MF SILENT



Dimensions



Description

MF Silent fans are enclosed in a specially designed sound-insulated casing that ensures silent fan operation in combination with high aerodynamic characteristics. The fans are compatible with round air ducts from Ø 100 up to 315 mm. The MF Silent fans combine wide capabilities and high performance characteristics of both axial and centrifugal fans, thus providing powerful air stream and high pressure. The fans are recommended as a component of the air handling systems for various commercial and industrial premises with high requirements to noise levels.

The external casing is made of polymer-coated steel. The inner casing perforation let sound waves pass through the holes and fall at a specific angle to the sound-absorbing layer. The casing is internally heat- and the sound-insulated with 50 mm mineral wool layer.

The specially perforated casing and sound-absorbing material provide sound attenuation in a broad frequency band. The inner casing and the impeller are made of high-quality durable plastic.

The fan is typically controlled via a standard thyristor controller and has an IPX4 rating.

Alternative Versions:

- MF Silent As Above
- MF Silent - T Automatic run on time with setting of 2-30 Minutes

Product	ØD mm	ØB mm	B1 mm	L mm	H mm	m kg
MF SILENT100	98	215	243	505	237	4,60
MF SILENT 125	123	215	243	474	237	4,60
MF SILENT 150	147	247	274	580	260	6,10
MF SILENT 160	157	247	274	580	260	6,10
MF SILENT 200	198	293	386	550	295	8,00
MF SILENT 250	248	358	445	658	360	15,0
MF SILENT 315	313	432	520	780	434	25,0

Ordering example

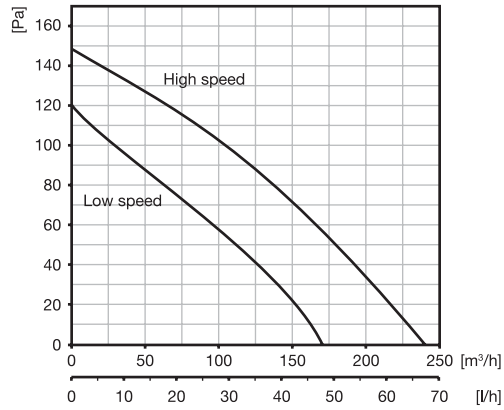
MF SILENT 100
 Product code _____
 Dimension Ød _____

Inline acoustic mixed flow

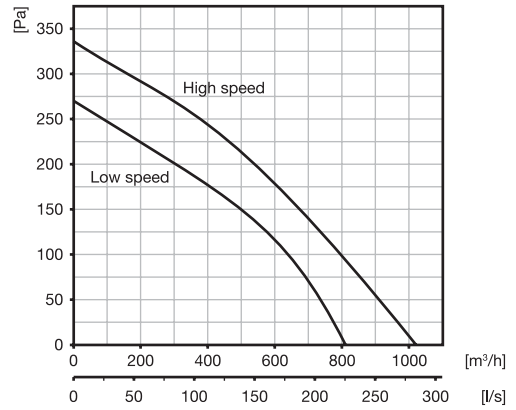
MF SILENT

Technical data

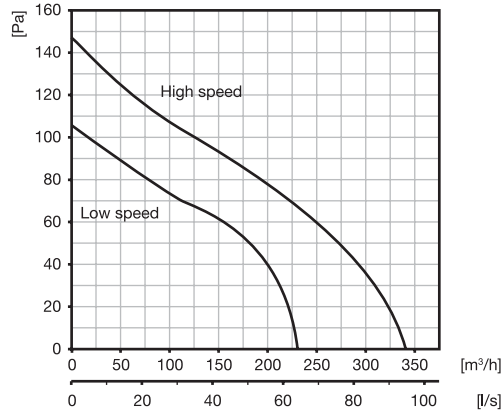
• MF SILENT 100



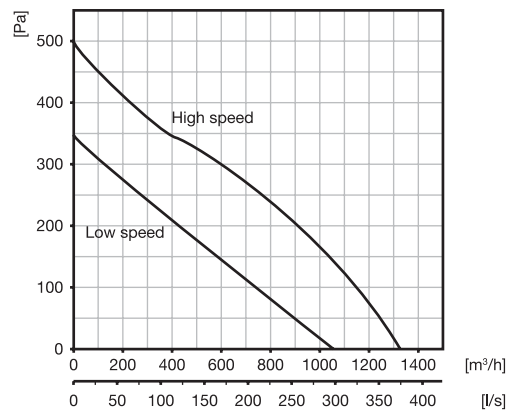
• MF SILENT 200



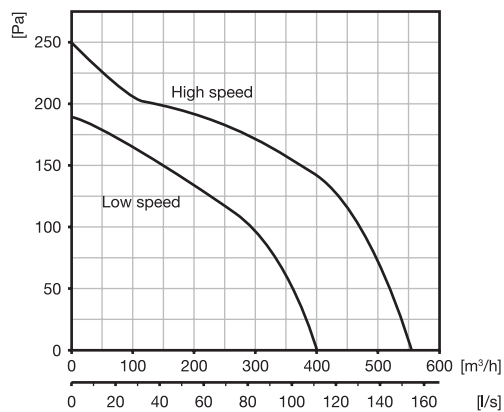
• MF SILENT 125



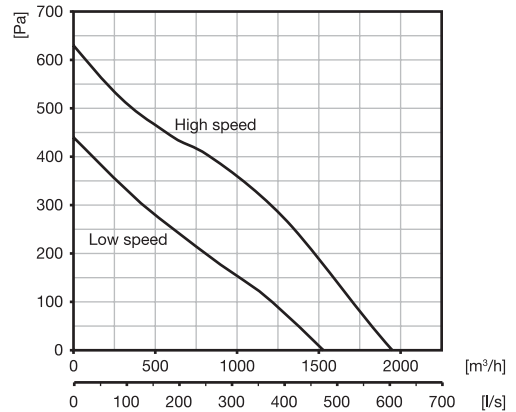
• MF SILENT 250



• MF SILENT 150 - 160



• MF SILENT 315



- 1
- 2
- 3
- 4
- 5
- 6
- 7
- 8
- 9
- 10
- 11
- 12
- 13
- 14
- 15
- 16
- 17
- 18

Inline acoustic mixed flow

MF SILENT

Technical data

Product	Frequency Hz	Voltage V	Electric Power Input W		Current A		r.p.m		Maximum air capacity		Sound pressure level at 3 m dB(A)		Max. operating temperature °C	SEC class	IP
			High speed	Low speed	High speed	Low speed	High speed	Low speed	High speed	Low speed	High speed	Low speed			
MF SILENT 100	50/60	230	26	24	0,11	0,10	2630	2030	240	170	29	24	+60	D	X4
MF SILENT 125	50/60	230	29	25	0,13	0,11	2310	1650	340	230	28	23	+60	D	X4
MF SILENT 150/160	50/60	230	52	45	0,23	0,20	2645	1970	555	405	33	26	+60	C	X4
MF SILENT 200	50/60	230	110	78	0,49	0,35	2445	2015	1020	810	36	31	+60	C	X4
MF SILENT 250	50/60	230	178	127	0,79	0,52	2495	1965	1330	1050	38	34	+60	*	X4
MF SILENT 315	50/60	230	313	213	1,41	0,93	2545	1975	1950	1530	40	36	+60	*	X4

(*): Regulation 1254/2014 does not apply if maximum air capacity is >1000 m³/h

Product	Sound-power level L _{WA}	Octave-frequency band									Total
		63	125	250	500	1K	2K	4K	8K		
MF SILENT 100	to inlet	19	18	29	35	39	39	31	24	42	
	to outlet	20	19	30	38	42	35	35	23	45	
	to environment	15	14	17	25	29	21	22	14	34	
MF SILENT 125	to inlet	19	21	35	38	42	41	35	28	47	
	to outlet	21	24	35	39	41	43	37	29	46	
	to environment	17	20	23	27	28	22	21	15	35	
MF SILENT 150/160	to inlet	25	33	49	55	53	55	53	39	61	
	to outlet	35	36	51	55	55	55	50	42	59	
	to environment	19	22	39	35	36	33	34	21	39	
MF SILENT 200	to inlet	26	38	54	57	58	55	52	48	62	
	to outlet	28	42	48	62	60	62	50	44	65	
	to environment	22	30	31	38	41	42	29	22	45	
MF SILENT 250	to inlet	29	41	57	60	61	58	55	51	65	
	to outlet	31	45	58	65	73	65	53	47	75	
	to environment	25	33	48	41	53	49	41	29	55	
MF SILENT 315	to inlet	35	47	62	61	64	67	58	55	69	
	to outlet	40	53	69	69	70	65	55	51	75	
	to environment	25	32	41	51	55	52	49	37	58	