





Flexible ducting



Lindab	1
General information and theory	2
Safe	3
Silencers	4
Dampers & Measure units	5
Fire dampers & Smoke evacuation	6
Air valves	7
Roof hoods	8
Other circular products	9
Transfer	10
Rectangular	11
Flexible ducting	12
Isol	13
Access doors	14
Smart tools	15
Duct suspensions & Support systems	16
Fastening material	17
Index	18

Content – Flexible ducting

1	Uninsulated ducts	
2	Flexible duct	
3		KF 583 FD 584 FLD 587 FHD 588 FLDD 589 COMDEC 590
4	Semiflexible duct	
5		SRF1C 585 SRFV 586 SRFC 591
6	Semiflexible connector	
7		DRATU 592 DRATMF 593 DRATMFU 594
8	Insulated ducts	
9	Flexible ducts	
10		FIBLD 595 FDFI 597 FDI 598
11	Semiflexible duct	
12		SRFW 596
13	Silencers	
14	Flexible ducts	
15		AKUCOM 599
16		FLDFSL 600 FBLDFSL 601
17	Semiflexible double duct	
18		SLFA 25 602 SLFA 50 603

Flexible duct clamp	
	MDC 604
Flexible duct band	
	FDB 605
Flexible duct band lock	
	FDBL 605
Flexible duct connector	
	FVA 606

Flexible ducts and semiflexible ducts

Linings and materials

	Flexible				Semiflexible				Denomination interpretation
	Denomination	Inner wall	Insulation	Outer wall	Denomination	Inner wall	Insulation	Outer wall	
Uninsulated ducts	KF	PVC							Flexible Duct
	FD	PVC							Flexible Duct
					SRF1C	AL			Flexible Duct One
					SRFV	GALV			Flexible Duct
	FLD	AP light							Flexible Light Duct
	FHD	AP heavy							Flexible Heavy Duct
	FHDD	AP heavy							Flexible Heavy Double Duct
	FLDD	AP+PVC							Flexible Light Double Duct
				SRFC	AL+AL			Flexible Double Duct	
Connector	DRATU DRATMF DRATMFU	AL							
Insulated ducts	FIBLD	AP budget light	Glass wool 25 mm	AP or PMP					Flexible Insulated Budget Light Duct
					SRFW	AL+AL	Glass wool 25 or 50 mm	AL+AL	Flexible Insulated Double Duct
	FDFI	PE	Glass wool 25 mm	AP					Flexible Duct Foil Insulation
Silencers	AKUCOM	AL	Mineral wool 25 mm	PE					
	FLDFSL	AP light	Glass wool 25 mm	AP or MP					Flexible Light Duct Foil Silencer
	FBLDFSL	AP light	Glass wool 25 mm	PMP					Flexible Light Duct Foil Silencer
					SLFA	AL+AL	Glass wool 25 mm	AL+AL	Flexible Double Duct Gables Silencer
					SLFA	AL+AL	Glass wool 50 mm	AL+AL	Flexible Double Duct Gables Silencer

Materials

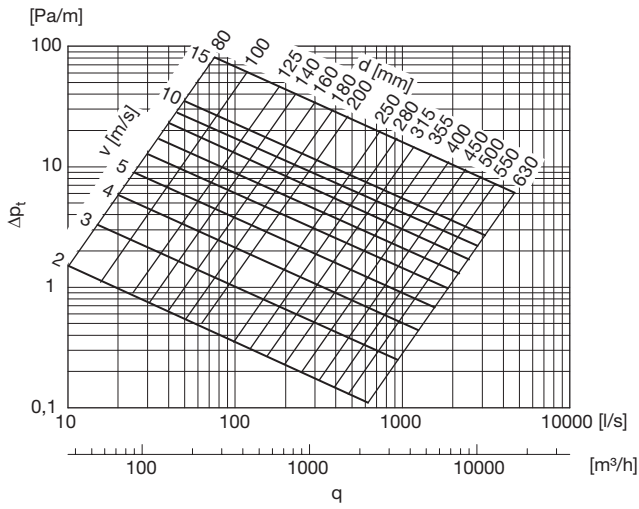
- AL = Aluminium
- AP = Aluminium-polyester
- GALV = Galvanized steel
- MP = Metalized Polyester
- PMP = Metalized Polyester
- PE = Polyester
- PVC = Polyvinyl Chloride

Technical data

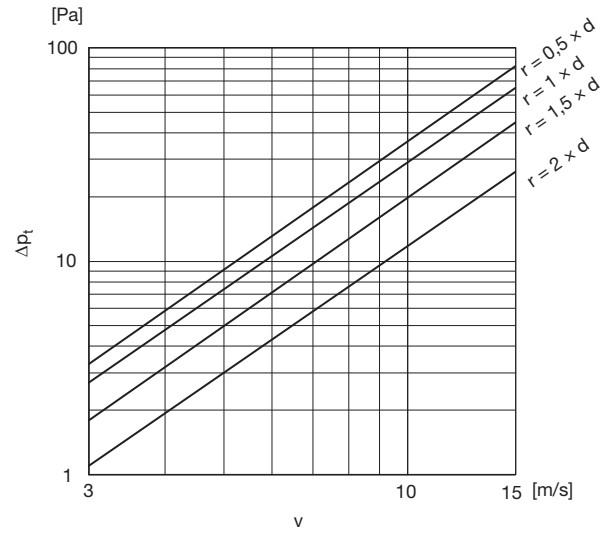
- 1
- 2
- 3
- 4
- 5
- 6
- 7
- 8
- 9
- 10
- 11
- 12
- 13
- 14
- 15
- 16
- 17
- 18

Flexible ducts and semiflexible ducts

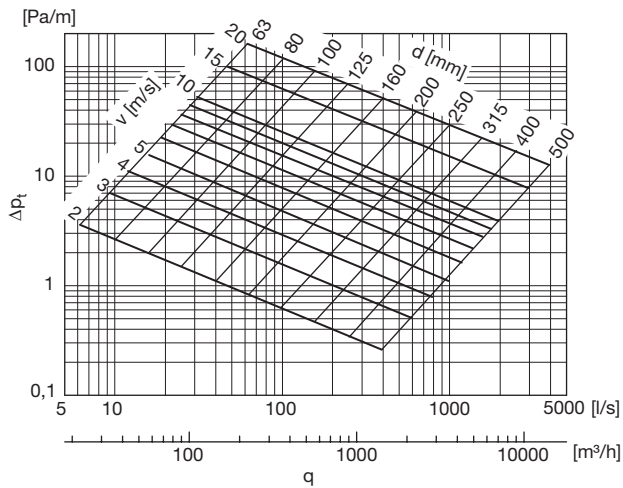
Flexible ducts



Flexible ducts 90° bends



Semiflexible ducts



1

2

3

4

5

6

7

8

9

10

11

12

13

14

15


16

17

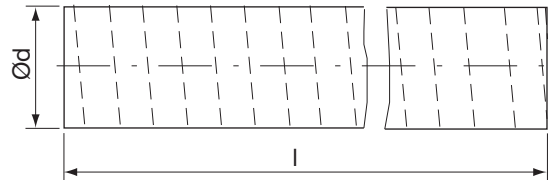
18

Uninsulated flexible reinforced PVC duct

KF



Dimensions



Description

Reinforced PVC encapsulating a bronze coated wire helix.

Classifications

Reaction to fire class E acc. to EN 13501-1

Technical data

Duct materials	Glass fiber reinforcing coated with fire retardant PVC
Temperature range	-30 to +80 °C
Maximum air velocity	30 m/s
Packing	Individual box

Ød nom	O πd m	A $\pi d^2/4$ m ²	l mm	Max. pressure Pa
80	0,251	0,005	6000	+3000
102	0,320	0,008	6000	+3000
127	0,399	0,013	6000	+3000
152	0,478	0,018	6000	+3000
160	0,509	0,021	6000	+3000
203	0,638	0,032	6000	+3000
254	0,798	0,051	6000	+3000
315	0,990	0,078	6000	+3000
406	1,275	0,129	6000	+3000


Ordering example

Product	KF	162	6000	PVC
Dimension Ød				
Length l				
Material				

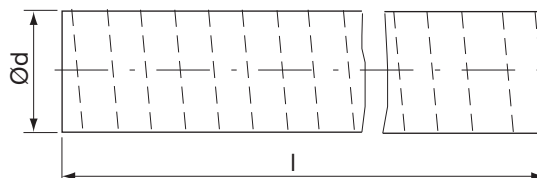
- 1
- 2
- 3
- 4
- 5
- 6
- 7
- 8
- 9
- 10
- 11
- 12
- 13
- 14
- 15
- 16
- 17
- 18

Uninsulated flexible reinforced PVC duct

FD



Dimensions



Ød nom	O πd m	A $\pi d^2/4$ m ²	l mm	Max. pressure Pa
80	0,251	0,005	6000	+3000
100	0,320	0,008	6000	+3000
125	0,399	0,013	6000	+3000
150	0,478	0,018	6000	+3000
160	0,509	0,021	6000	+3000
180	0,565	0,025	6000	+3000
200	0,638	0,032	6000	+3000
250	0,798	0,051	6000	+3000
300	0,958	0,073	6000	+3000
315	0,990	0,078	6000	+3000
355	1,118	0,163	6000	+3000
400	1,275	0,129	6000	+3000
500	1,596	0,203	6000	+3000

Description

Reinforced PVC encapsulating a bronze coated wire helix.

Applications

Ideal for low to high pressure air conditioning and ventilation systems. Suitable for use in general ventilation applications including fresh air intake and exhaust, and kitchen and bathroom.

Classifications

M1 - CSTB

Advantages

- Encapsulated wire helix.
- Smooth inner core.
- Air tight.
- High flexibility.
- Durable materials.
- Does not unravel when cut.
- Keeps friction to a minimum.
- Energy efficient.
- Makes for easy installation.
- Prevents tearing and puncturing.

Technical data

Duct materials.....	Two layers of 70 micron PVC encapsulating a fibre reinforcing bronze coated bead wire
Temperature range.....	-30 to +80 °C
Maximum air velocity.....	25 m/s
Packing.....	Individual box

Ordering example

	FD	162	6000	PVC
Product				
Dimension Ød				
Length l				
Material				

Semiflexible duct

SRF1C



Description

Single-layer duct wall.

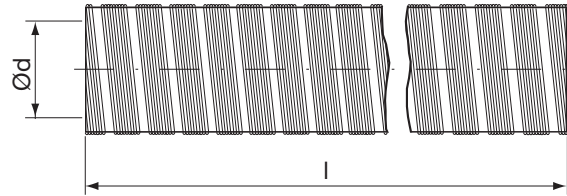
Advantages

- Small storage and transport volume.
- No toxic gases are emitted in case of fire.
- Tested on fire resistance.

Technical data

Duct material.....	Aluminium
Minimum bending radius.....	1×d
Maximum temperature.....	+200 °C
Fire resistance.....	Not flammable in accordance with DIN 4102 class A1
Standard length.....	5 m also available in 3 m


Dimensions



Ød nom	O πd m	A πd ² /4 m ²	l mm	m kg
80	0,251	0,005	5000	0,67
100	0,314	0,008	5000	0,83
125	0,393	0,012	5000	1,04
140	0,440	0,015	5000	1,17
150	0,471	0,018	5000	1,25
160	0,503	0,020	5000	1,33
180	0,565	0,025	5000	1,79
200	0,628	0,031	5000	1,99
224	0,704	0,039	5000	2,23
250	0,785	0,049	5000	2,49
280	0,880	0,062	5000	2,79
300	0,942	0,071	5000	2,99
315	0,990	0,078	5000	3,14
355	1,12	0,099	5000	3,54
400	1,26	0,126	5000	3,99

Ordering example

	SRF1C	160	5000	A
Product				
Dimension Ød				
Length l				
Material				

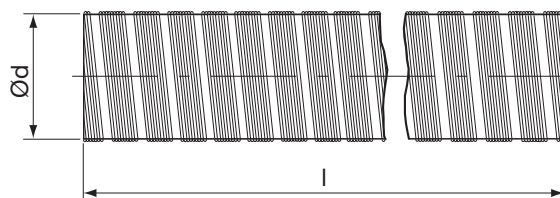


Semiflexible duct

SRFV



Dimensions



Description

Single-layer duct wall

Can also be used where a flexible duct of aluminium is not sufficient to meet fire regulations. Ø 80 and 100 mm are usually used in this field of application.

Advantages

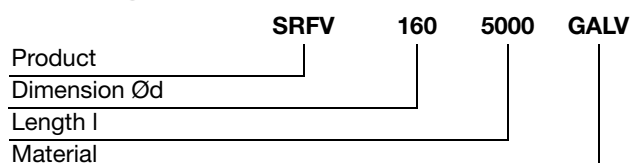
- Small storage and transport volume.
- No toxic gases are emitted in case of fire.
- Tested on fire resistance.

Technical data

Duct material	Galvanized steel sheet
Minimum bending radius.....	1×d
Maximum temperature	+350 °C
Fire resistance	Not flammable in accordance with DIN 4102 class A1

Ød nom	O πd m	A πd ² /4 m ²	l mm	Max. pressure Pa
80	0,251	0,005	5000	+10 000
100	0,314	0,008	5000	+10 000
125	0,393	0,012	5000	+8000
140	0,471	0,018	5000	+8000
150	0,471	0,018	5000	+7000
160	0,503	0,020	5000	+7000
180	0,565	0,025	5000	+7000
200	0,628	0,031	5000	+7000
224	0,704	0,039	5000	+5000
250	0,785	0,049	5000	+5000

Ordering example

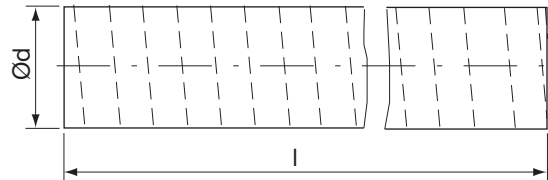


Uninsulated flexible duct

FLD



Dimensions



Description

Multiple layer product made up of aluminium/PET laminate formed into a flexible duct supported by a bronze coated wire helix.

Classifications

M1 - CSTB

Technical data

Duct materials	Aluminium/PET laminate Fire retardant adhesive Bronze coated bead wire
Temperature range	-30 to +140°C
Maximum air velocity	30 m/s
Packing	Individual box

Ød nom	O πd m	A $\pi d^2/4$ m ²	l mm	Max. pressure Pa
80	0,251	0,005	10000	+3000
100	0,320	0,008	10000	+3000
125	0,399	0,013	10000	+3000
150	0,478	0,018	10000	+3000
160	0,509	0,021	10000	+3000
180	0,565	0,025	10000	+3000
200	0,638	0,032	10000	+3000
224	0,707	0,040	10000	+3000
250	0,798	0,051	10000	+3000
315	0,990	0,078	10000	+3000
400	1,28	0,129	10000	+3000

Ordering example

Product	FLD	162	10000	AP
Dimension Ød				
Length l				
Material				

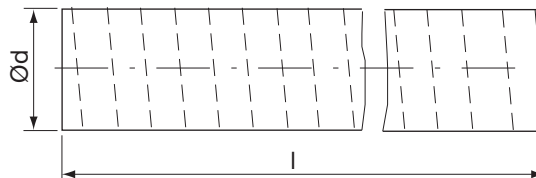
- 1
- 2
- 3
- 4
- 5
- 6
- 7
- 8
- 9
- 10
- 11
- 12**
- 13
- 14
- 15
- 16
- 17
- 18

Uninsulated heavy duty aluminium flexible duct

FHD



Dimensions



Ød nom	O πd m	A $\pi d^2/4$ m ²	l mm	Max. pressure Pa
80	0,251	0,005	10000	+3000
100	0,320	0,008	10000	+3000
125	0,399	0,013	10000	+3000
150	0,478	0,018	10000	+3000
160	0,509	0,021	10000	+3000
180	0,565	0,025	10000	+3000
200	0,638	0,032	10000	+3000
224	0,707	0,040	10000	+3000
250	0,798	0,051	10000	+3000
315	0,990	0,078	10000	+3000
400	1,28	0,129	10000	+3000

Description

Multiple layer product made up of aluminium and PET into a flexible duct supported by a bronze coated wire helix.

Applications

Ideal for low to high pressure air conditioning and ventilation systems.

Suitable for use in general ventilation applications including fresh air intake and exhaust, and kitchen and bathroom.

Classifications

M0 - CSTB

Advantages

- Encapsulated wire helix.
- Smooth inner core.
- Air tight.
- High flexibility.
- Durable materials, resists tearing and puncturing.
- Does not unravel when cut.
- Keeps friction to a minimum.
- Energy efficient.
- Makes for easy installation.
- Maintains shape when extended.

Technical data

Duct materials.....	Aluminium Metalized PET Bronze coated bead wire
Temperature range.....	-30 to +250 °C
Maximum air velocity.....	30 m/s
Packing.....	Individual box – 0,5 m

Ordering example

Product	FHD	140	10000	AP
Dimension Ød				
Length l				
Material				

Uninsulated flexible duct

FLDD



Description

Multiple layer product made up of aluminium/PET laminate and metalized polyester formed into a flexible duct supported by a bronze coated wire helix plus black PVC outer covering.

Applications

Ideal for low to high pressure air conditioning and ventilation systems.

Classifications

M1 - CSTB

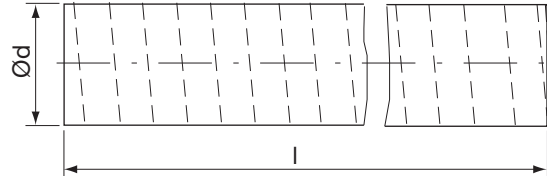
Advantages

- Encapsulated wire helix.
- Smooth inner core.
- Air tight.
- High flexibility.
- Durable materials, resists tearing and puncturing.
- Does not unravel when cut.
- Keeps friction to a minimum.
- Energy efficient.
- Makes for easy installation.
- Maintains shape when extended.

Ordering example

	FLDD	160	10000	APPV
Product				
Dimension Ød				
Length l				
Material				


Dimensions



Ød nom	O πd m	A $\pi d^2/4$ m ²	l mm	Max. pressure Pa
80	0,251	0,005	10 000	+3000
100	0,320	0,008	10 000	+3000
125	0,399	0,013	10 000	+3000
130	0,418	0,014	10 000	+3000
150	0,478	0,018	10 000	+3000
160	0,503	0,020	10 000	+3000
180	0,565	0,025	10 000	+3000
200	0,638	0,032	10 000	+3000
250	0,798	0,051	10 000	+3000
315	0,990	0,078	10 000	+3000
355	1,12	0,100	10 000	+3000

Technical data

Duct materials.....	Aluminium/PET laminate – 1 layer Metalized PET – 1 layer 70 micron black PVC DINP – 1 layer Bronze coated bead wire
Temperature range.....	-30 to +125 °C
Maximum air velocity.....	30 m/s
Packing.....	Individual box

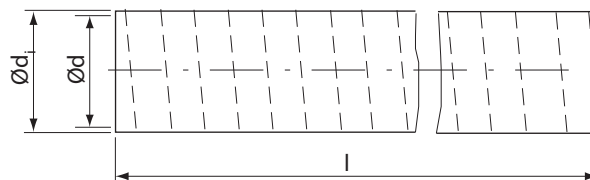


Uninsulated aluminium flexible duct

COMDEC



Dimensions



Ød nom	Ød1 mm	O πd m	A $\pi d^2/4$ m ²	l mm	m kg
63	63	0,198	0,003	10000	1,10
80	82	0,258	0,005	10000	1,60
100	102	0,320	0,008	10000	1,90
125	127	0,399	0,013	10000	2,20
160	160	0,503	0,020	10000	3,00
200	203	0,638	0,032	10000	4,00
250	254	0,798	0,051	10000	5,40
315	318	0,999	0,079	10000	6,00
400	408	1,282	0,131	10000	10,0
500	510	1,602	0,204	10000	12,0

Description

Multiple layer product made up of a PVC coated aluminium into a flexible duct supported by a steel wire helix.

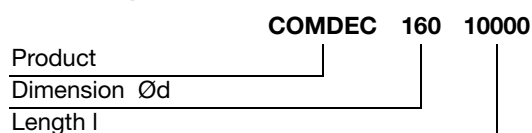
Applications

Suitable for use in general ventilation applications including fresh air intake and exhaust, and kitchen and bathroom.

Technical data

Duct materials	Aluminium PVC Steel wire helix
Temperature range	-30 to +140 °C
Packing	Individual box

Ordering example



Semiflexible double duct

SRFC



Description

Double-layer duct wall.

Applications

Suitable for mechanical air supply systems and air conditioning systems

Advantages

- Small storage and transport volume.

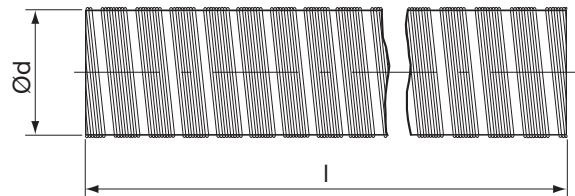
Technical data

Duct material	Aluminium + aluminium (AL)
Minimum bending radius.....	1×d
Maximum temperature	+200 °C
Fire resistance	Not flammable in accordance with DIN 4102 class A1

Delivery length:

Ø 50–315	Compressed to 1,2 m
Ø 355–500	Not compressed (i.e. 5 m)
Standard length.....	5 m. Also available in 10 m


Dimensions



Ød nom	O πd m	A πd ² /4 m ²	l mm	Max. pressure Pa
50	0,157	0,002	5000	±3150
63	0,198	0,003	5000	±3150
71	0,223	0,004	5000	±3150
75	0,236	0,004	5000	±3150
80	0,251	0,005	5000	±3150
100	0,314	0,008	5000	±3150
125	0,393	0,012	5000	±3150
140	0,440	0,015	5000	±3150
150	0,471	0,018	5000	±2500
160	0,503	0,020	5000	±2500
180	0,565	0,025	5000	±2500
200	0,628	0,031	5000	±2500
224	0,704	0,039	5000	±2500
250	0,785	0,049	5000	±2000
280	0,880	0,062	5000	±2000
300	0,942	0,071	5000	±2000
315	0,990	0,078	5000	±2000
355	1,12	0,099	5000	-
400	1,26	0,126	5000	-
450	1,41	0,159	5000	-
500	1,57	0,196	5000	-

Ordering example

	SRFC	160	5000	AA	DOUE
Product					
Dimension Ød					
Length l					
Material					
Type					



Flexible duct

DRATU



Description

Flexible and spiral folded duct for connection of air terminal unit to ventilation system. The end studs are equipped with male connectors. Achieves tightness class C. Available in three nominal lengths, l_{max} : 500, 1000 and 1500 mm. Is delivered compressed, l_{min} .

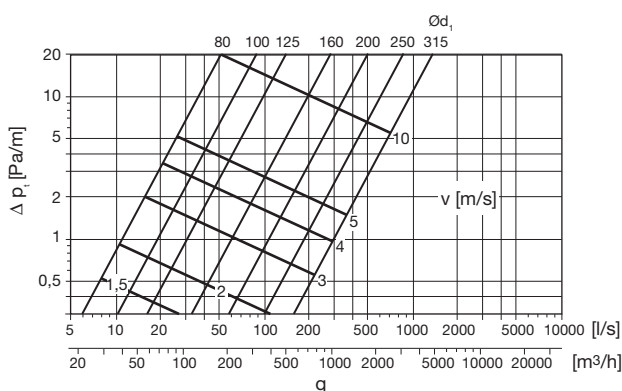
Advantages

- Rapid installation.
- Small storage and transportation volume.

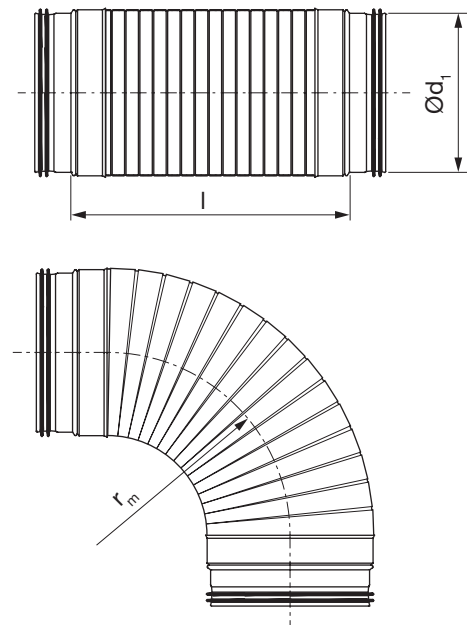
Technical data

Duct material Aluminium
 End stud material Galvanized steel sheet metal
 Max. temperature 200 °C

Specific pressure drop, straight duct

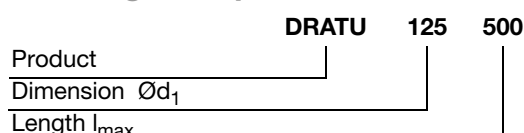


Dimensions



Ød ₁ nom	l _{min} mm	l _{max} mm	r _m mm	m kg
80	170	500	88	0,39
80	270	1000	88	0,48
80	460	1500	88	0,61
100	170	500	110	0,50
100	270	1000	110	0,61
100	460	1500	110	0,79
125	170	500	138	0,60
125	270	1000	138	0,76
125	460	1500	138	0,95
160	170	500	176	0,77
160	270	1000	176	1,00
160	460	1500	176	1,24
200	170	500	260	0,96
200	270	1000	260	1,26
200	460	1500	260	1,58
250	180	500	325	1,36
250	280	1000	325	1,68
250	460	1500	325	2,03
315	180	500	408	1,73
315	320	1000	408	2,38
315	460	1500	408	2,67

Ordering example



Flexible duct

DRATMF



Description

Flexible and spiral folded duct for connection of air terminal unit to ventilation system. The end studs are equipped with female connectors. Achieves tightness class C. Available in three nominal lengths, l_{max} : 500, 1000 and 1500 mm. Is delivered compressed, l_{min} .

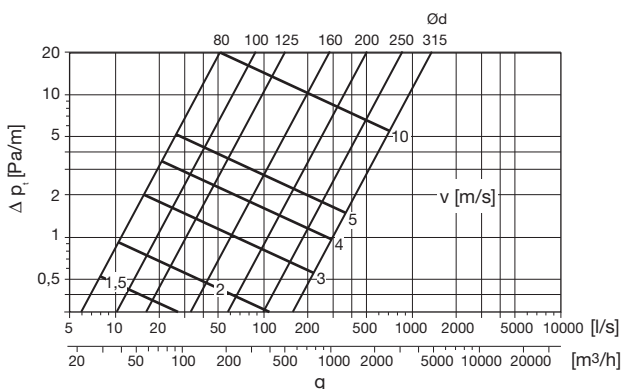
Advantages

- Rapid installation.
- Small storage and transportation volume.

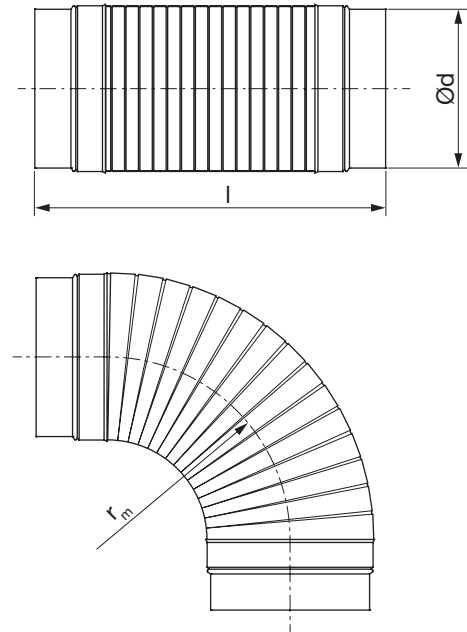
Technical data

Duct material Aluminium
 End stud material Galvanized steel sheet metal
 Maximum temperature 200 °C

Specific pressure drop, straight duct



Dimensions



Ød nom	l_{min} mm	l_{max} mm	r_m mm	m kg
80	250	500	88	0,39
80	350	1000	88	0,48
80	550	1500	88	0,61
100	250	500	110	0,50
100	350	1000	110	0,61
100	550	1500	110	0,79
125	250	500	138	0,60
125	350	1000	138	0,76
125	550	1500	138	0,95
160	250	500	176	0,77
160	350	1000	176	1,00
160	550	1500	176	1,24
200	250	500	260	0,96
200	350	1000	260	1,26
200	550	1500	260	1,58
250	280	500	325	1,36
250	380	1000	325	1,68
250	550	1500	325	2,03
315	280	500	408	1,73
315	420	1000	408	2,38
315	550	1500	408	2,67

Ordering example

Product **DRATMF** **125** **500**
 Dimension Ød
 Length l_{max}

Flexible duct

DRATMFU



Description

Flexible and spiral folded duct for connection of air terminal unit to ventilation system.

One end stud is equipped with a male connector, the other with a female.

Achieves tightness class C.

Available in three nominal lengths, l_{max} : 500, 1000 and 1500 mm.

Is delivered compressed, l_{min} .

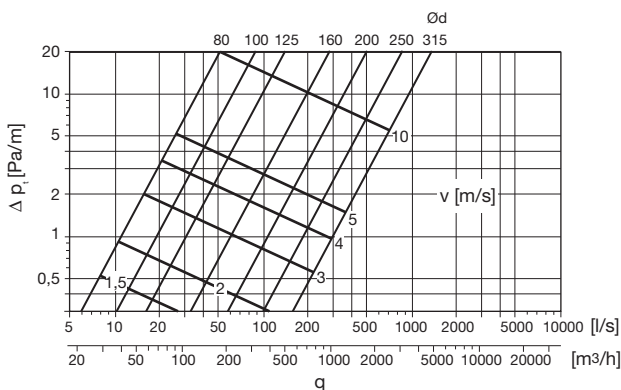
Advantages

- Rapid installation.
- Small storage and transportation volume.

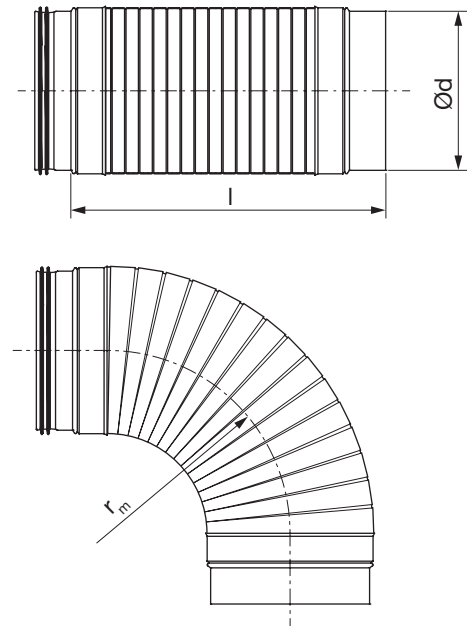
Technical data

Duct material Aluminium
 End stud material Galvanized steel sheet metal
 Max. temperature 200 °C

Specific pressure drop, straight duct



Dimensions



Ød nom	l_{min} mm	l_{max} mm	r_m mm	m kg
80	210	500	88	0,39
80	310	1000	88	0,48
80	500	1500	88	0,61
100	210	500	110	0,50
100	310	1000	110	0,61
100	500	1500	110	0,79
125	210	500	138	0,60
125	310	1000	138	0,76
125	500	1500	138	0,95
160	210	500	176	0,77
160	310	1000	176	1,00
160	500	1500	176	1,24
200	210	500	260	0,96
200	310	1000	260	1,26
200	500	1500	260	1,58
250	220	500	325	1,36
250	320	1000	325	1,68
250	500	1500	325	2,03
315	220	500	408	1,73
315	360	1000	408	2,38
315	500	1500	408	2,67

Ordering example

DRATMFU 125 500

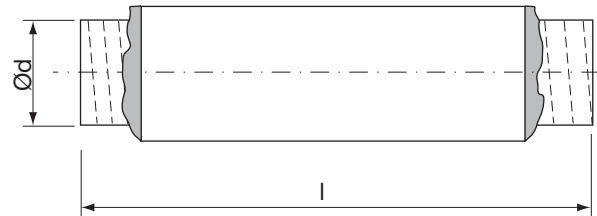
Product _____
 Dimension Ød _____
 Length l_{max} _____

Flexible insulated budget light duct

FIBLD



Dimensions



Description

Multiple layer inner core insulated with fibreglass, covered by a multiple layer outer jacket.

Classifications

M1 - CSTB

Technical data


Duct materials:

inner wall (core).....	Multiple layers aluminium/ polyester supported by a bronze coated wire helix
insulation.....	25 mm fibreglass
outer wall (jacket).....	Multiple layers aluminium/ polyester
Temperature range	-30 to +125 °C
Standard length.....	10 m, other lengths on request
Packing	Individual box – 1 m

Ød nom	O πd m	A πd ² /4 m ²	l mm	Max. pressure Pa
80	0,251	0,005	10000	+3000
100	0,320	0,008	10000	+3000
125	0,399	0,013	10000	+3000
150	0,478	0,018	10000	+3000
160	0,509	0,015	10000	+3000
180	0,565	0,025	10000	+3000
200	0,638	0,032	10000	+3000
315	0,990	0,078	10000	+3000

Ordering example

	FIBLD	160	10000	AP
Product				
Dimension Ød				
Length l				
Material				

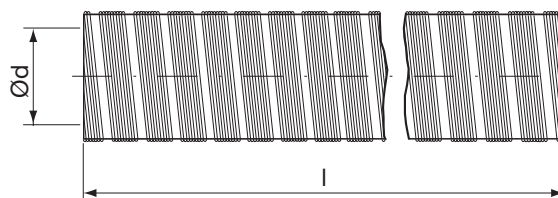


Semiflexible insulated double duct

SRFW



Dimensions



Description

Double-layer inner duct wall. The inner duct wall is covered with a fibre glass insulation. The insulation is covered with a double-layer outer duct.

The insulation reduces the heat gain or loss resulting from a temperature difference between the air flowing in the duct and the surrounding air.

The outer duct acts as a vapour barrier to prevent condensation to enter into the insulation. Condensation can occur on the outside of a duct carrying air at lower temperatures than the surrounding air.

Advantages

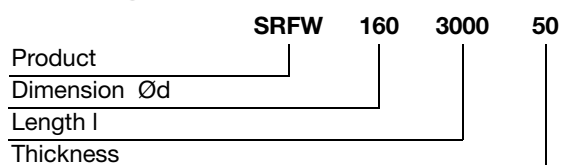
- Small storage and transport volume.

Technical data

Duct materials:	
inner wall.....	Aluminium (AL+AL)
insulation.....	Glass wool 25 or 50 mm
outer wall	Aluminium + aluminium
Minimum bending radius.....	2-3×d
Fire resistance	Not flammable in accordance with DIN 4102 class A1
Standard length.....	3 m

Ød nom	O πd m	A πd ² /4 m ²	l mm
80	0,251	0,005	3000
100	0,314	0,008	3000
125	0,393	0,012	3000
140	0,440	0,015	3000
150	0,471	0,018	3000
160	0,503	0,020	3000
180	0,565	0,025	3000
200	0,628	0,031	3000
224	0,704	0,039	3000
250	0,785	0,049	3000
280	0,880	0,062	3000
300	0,942	0,071	3000
315	0,990	0,078	3000
350	1,12	0,099	3000
400	1,26	0,126	3000

Ordering example

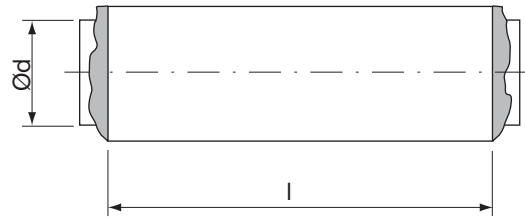


Flexible duct insulation

FDFI



Dimensions



Description

Multiple layer Al/PET sleeve encapsulating fiber glass insulation with inner PE sleeve.

Classifications

M1 - CSTB

Technical data

Duct materials:	
inner wall (core).....	PE
insulation.....	25/50 mm fibreglass
outer wall (jacket).....	Multiple layers aluminium/ polyester
Temperature range	-30 to +125 °C
Packing	Rolled and strapped

Ød nom	O πd m	A πd ² /4 m ²	l mm	Max. pressure Pa
80	0,251	0,005	10000	+3000
100	0,320	0,008	10000	+3000
125	0,393	0,012	10000	+3000
150	0,478	0,018	10000	+3000
160	0,503	0,020	10000	+3000
180	0,565	0,025	10000	+3000
200	0,628	0,031	10000	+3000
250	0,785	0,049	10000	+3000
315	0,990	0,078	10000	+3000

Ordering example

	FDFI	160	10000	AP
Product	_____			
Dimension Ød	_____			
Length l	_____			
Material	_____			

- 1
- 2
- 3
- 4
- 5
- 6
- 7
- 8
- 9
- 10
- 11
- 12**
- 13
- 14
- 15
- 16
- 17
- 18

Flexible duct insulation

FDI



Dimensions



Ød nom	l mm
100	5000
125	5000
160	5000
200	5000
250	5000
315	5000

Description

Fibre glass insulation. The insulation is covered with an outer jacket.

Applications

The purpose is to insulate a rigid duct.

The insulation reduces the heat gain or loss resulting from a temperature difference between the air flowing in a duct and the surrounding air.

The outer jacket acts as a vapour barrier to prevent condensation to enter into the insulation. Condensation can occur on the outside of a duct carrying air at lower temperatures than the surrounding air.

Advantages

- Easy assembly, saves installation time.
- Very small storage and transport volume.
- No toxic gases are emitted in case of fire.
- Tested on fire resistance.

Technical data

Insulation materials:	
insulation.....	Glass wool 25 mm
outer wall (jacket).....	Aluminium-polyester (AP)
Temperature range	-30 to +125 °C
Delivery form	Flattened
Packing	Roll
Standard length.....	5 m

Ordering example

	FDI	160	5000	AP	25
Product					
Dimension Ød					
Length l					
Material					
Thickness					

Flexible duct silencer

AKUCOM



Description

Inner duct wall of flexible, folded and perforated duct. The inner wall is covered with mineral wool insulation. The insulation is covered with an outer jacket.

The insulation reduces the noise passing through the silencer. For best attenuation the silencer shall be pulled out to full length.

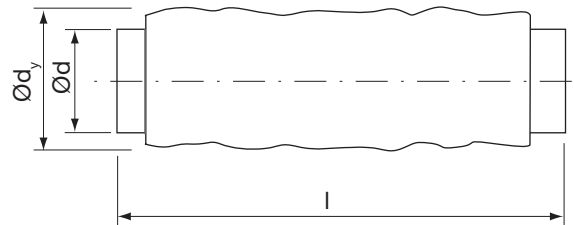
Advantages

- Small storage and transport volume.
- The ends are equipped with female connectors for simple mounting and tighter connection.
- Saves installation time and material.

Ordering example

	AKUCOM	100	1200	25
Product				
Dimension $\varnothing d$				
Length l_{max}				
Thickness				

Dimensions

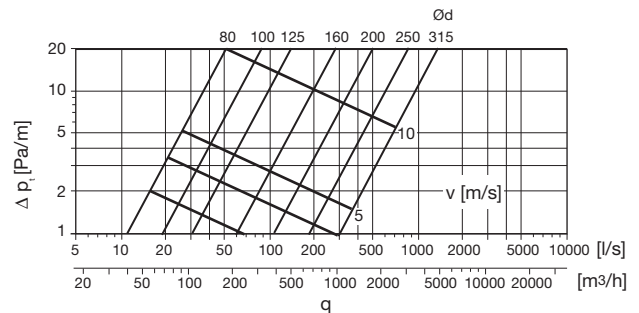


Technical data

Duct material:

- inner wall (core)..... Perforated aluminium
- insulation..... Mineral wool 25 mm
- outer wall (jacket)..... Gray or white polyeten (PE)

Specific pressure drop, straight silencer



Sound attenuation, ΔL , [dB]

According to the EN ISO 7235 method. The silencer fully extended and straight.

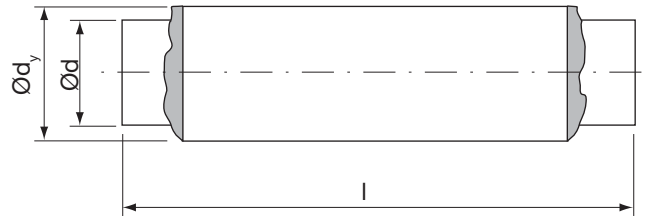
$\varnothing d$ nom	l_{min} mm	l_{max} mm	Attenuation [dB] for centre frequency [Hz]								$\varnothing d_y$ mm	m kg
			63	125	250	500	1K	2K	4K	8K		
80	250	600	20	23	32	33	29	34	16	10	130	0,45
80	550	1200	28	29	40	43	38	42	24	16	130	0,61
100	250	600	22	21	31	27	24	20	9	7	150	0,45
100	550	1200	28	27	35	33	37	42	33	16	150	0,74
125	250	600	22	20	25	22	20	20	10	8	175	0,56
125	550	1200	29	30	34	29	34	40	38	17	175	0,91
160	250	600	21	14	20	19	17	17	8	8	210	0,72
160	550	1200	26	20	30	28	28	37	36	14	210	1,13
200	250	600	15	13	18	13	12	15	7	5	250	0,94
200	550	1200	21	20	30	23	24	35	23	14	250	1,46
250	250	600	20	15	17	12	12	17	7	5	300	1,24
250	550	1200	31	28	22	17	19	21	8	7	300	1,76
315	250	600	18	13	13	8	10	10	5	3	365	1,46
315	550	1200	25	21	18	15	17	17	8	6	365	2,21

Flexible light duct silencer

FLDFSL



Dimensions



Description

Insulated acoustic flexible duct with fiber barrier.

Technical data

Duct materials:	
inner wall (core).....	Multiple layer aluminium/ polyester supported by a bronze coated wire helix
insulation.....	25 mm fibreglass
outer wall (jacket).....	Multiple layers aluminium/ polyester
Temperature range	-30 to +125 °C
Maximum air velocity	30 m/s

Ød nom	O πd m	A πd ² /4 m ²	l mm	Max. pressure Pa
80	0,251	0,005	10000	+3000
100	0,320	0,008	10000	+3000
125	0,399	0,013	10000	+3000
150	0,478	0,018	10000	+3000
160	0,509	0,021	10000	+3000
180	0,565	0,025	10000	+3000
200	0,638	0,032	10000	+3000
224	0,719	0,041	10000	+3000
250	0,798	0,051	10000	+3000
315	0,990	0,078	10000	+3000
355	0,118	0,100	10000	+3000

Ordering example

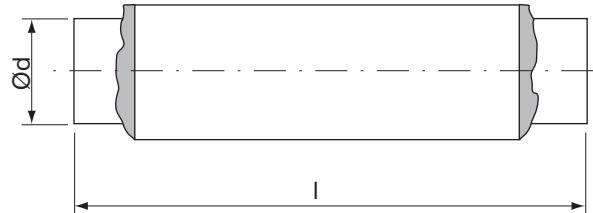
Product	FLDFSL	160	10000	AP
Dimension Ød				
Length l				
Material				

Flexible budget light duct silencer

FBLDFSL



Dimensions



Description

Multiple layer acoustically perforated inner core covered with a PE sleeve, insulated with fibreglass, covered by a multiple layer outer jacket.

Applications

Ideal for low, medium and high pressure heating, air conditioning and ventilation systems.

Classifications

M1 - CSTB

Advantages

- Encapsulated wire helix.
- Smooth inner core.
- Air tight.
- High flexibility.
- Durable materials.
- Does not unravel when cut.
- Keeps friction to a minimum.
- Energy efficient.
- Makes for easy installation.
- Resists tearing and puncturing.

Ød nom	O πd m	A $\pi d^2/4$ m ²	l mm	Max. pressure Pa
80	0,258	0,005	10000	+3000
100	0,320	0,008	10000	+3000
125	0,399	0,013	10000	+3000
150	0,478	0,018	10000	+3000
160	0,503	0,020	10000	+3000
180	0,565	0,025	10000	+3000
200	0,638	0,032	10000	+3000
224	0,719	0,041	10000	+3000
250	0,798	0,051	10000	+3000
315	0,990	0,078	10000	+3000
355	1,118	0,100	10000	+3000

Technical data

Duct materials:

inner wall (core) Multiple layers aluminium/ polyester supported by a bronze coated wire helix

insulation 25 mm fibreglass

outer wall (jacket) Multiple layers aluminium/ polyester

Temperature range..... -30 to +125 °C

Ordering example

	FBLDFSL	160	10000	AP
Product				
Dimension Ød				
Length l				
Material				



Semiflexible double duct silencer SLFA 25



Description

SLFA 25 is a flexible silencer that can be adapted to any installation situation. The bendability of the silencer allows adaptation to very confined spaces and difficult wiring. Silencers are made from 2-layer, flexible aluminum tubes of type SRF. The inner tube is micro-perforated and between the inner and outer tubes is a 25 mm thick attenuation material layer of glass wool.

The ends of the silencer are covered with aluminium gables. The duct connections fits inside ducts.

SLFA 25 comes in the dimensions Ø80-315 mm and 1000 mm in length.

(Also available in lengths of 750, 1250, 1500 and 2000 mm). The silencers can withstand temperatures up to 200 °C.

Advantages

- Small storage and transport volume.

Technical data

Duct materials:

Inner wall: Aluminium + aluminium (AL)

Insulation: Glass wool 25 mm

Outer wall: Aluminium + aluminium

Minimum bending radius: 2-3×d

Maximum temperature: +200 °C

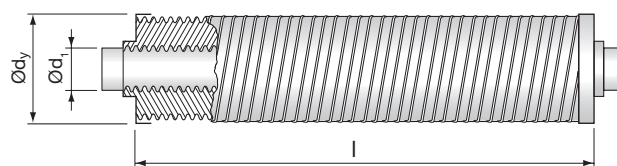
Fire resistance: Not flammable in accordance with DIN 4102 class A1

Order code

Product	SLFA	aaa	bbbb	25
SLFA				
Connection dim. Ød₁ nom				
80 - 315 mm				
Length in mm (l_{nom})				
750 - 2000 mm				
Nominal Insulation thickness				
25 mm				

Example: SLFA - 160 - 1250 - 25

Dimensions and sound data



Ød ₁ nom	Length l	Attenuation [dB] for centre frequency [Hz]								Ød ₂ mm
		63	125	250	500	1k	2k	4k	8k	
80	750									135
80	1000	2	6	10	20	38	58	33	28	135
80	1250									135
80	1500									135
80	2000									135
100	750									160
100	1000	1	5	8	18	35	58	33	27	160
100	1250									160
100	1500									160
100	2000									160
125	750									190
125	1000	1	5	8	18	35	58	33	27	190
125	1250									190
125	1500									190
125	2000									190
160	750									210
160	1000	1	2	4	10	23	43	18	14	210
160	1250									210
160	1500									210
160	2000									210
200	750									260
200	1000	2	2	4	9	20	27	13	11	260
200	1250									260
200	1500									260
200	2000									260
250	750									310
250	1000	1	2	4	9	18	19	9	9	310
250	1250									310
250	1500									310
250	2000									310
315	750									365
315	1000	1	2	3	5	11	13	7	8	365
315	1250									365
315	1500									365
315	2000									365

Semiflexible double duct silencer SLFA 50



Description

SLFA 50 is a flexible silencer that can be adapted to any installation situation. The bendability of the silencer allows adaptation to very confined spaces and difficult wiring. Silencers are made from 2-layer, flexible aluminium tubes of type SRF. The inner tube is micro-perforated and between the inner and outer tubes is a 50 mm thick attenuation material layer of glass wool. The ends of the silencer are covered with aluminium gables. The duct connections fits inside ducts. SLFA 50 comes in the dimensions Ø80-315 mm and 1000 mm in length. (Also available in lengths of 750, 1250, 1500 and 2000 mm). The silencers can withstand temperatures up to 200 °C.

Advantages

- Small storage and transport volume.

Technical data

Duct materials:

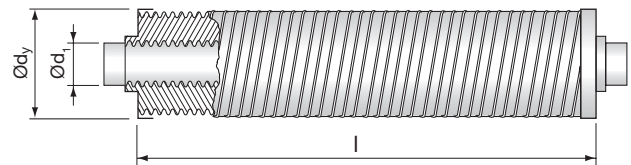
Inner wall:	Aluminium + aluminium (AL)
Insulation:	Glass wool 50 mm
Outer wall:	Aluminium + aluminium
Minimum bending radius:	2-3×d
Maximum temperature:	+200 °C
Fire resistance:	Not flammable in accordance with DIN 4102 class A1

Order code

Product	SLFA	aaa	bbbb	50
SLFA				
Connection dim. Ød₁ nom				
80 - 315 mm				
Length in mm (l_{nom})				
750 - 2000 mm				
Nominal Insulation thickness				
50 mm				

Example: SLFA - 160 - 1250 - 50

Dimensions and sound data



Ød ₁ nom	Length l	Attenuation [dB] for centre frequency [Hz]								Ød ₂ mm
		63	125	250	500	1k	2k	4k	8k	
80	750									190
80	1000	3	13	19	30	47	58	33	28	190
80	1250									190
80	1500									190
80	2000									190
100	750									210
100	1000	2	11	16	28	46	58	36	36	210
100	1250									210
100	1500									210
100	2000									210
125	750									235
125	1000	1	7	13	24	41	45	29	28	235
125	1250									235
125	1500									235
125	2000									235
160	750									260
160	1000	1	5	10	21	39	30	20	18	260
160	1250									260
160	1500									260
160	2000									260
200	750									310
200	1000	3	4	9	16	32	22	15	15	310
200	1250									310
200	1500									310
200	2000									310
250	750									365
250	1000	2	4	8	16	33	15	11	12	365
250	1250									365
250	1500									365
250	2000									365
315	750									410
315	1000	2	3	6	12	25	11	8	11	410
315	1250									410
315	1500									410
315	2000									410

Flexible duct clamp

MDC

- 1
- 2
- 3
- 4
- 5
- 6
- 7
- 8
- 9
- 10
- 11
- 12
- 13
- 14
- 15
- 16
- 17
- 18



Dimensions

Ød nom
60 - 110
60 - 135
60 - 165
60 - 215
60 - 270
60 - 325
60 - 425
60 - 525
60 - 660

Description

A metal clamp for all types of flexible ducting. The clamp consists of the band FDB and the flip-up band lock FDBL.

This system allows an easy and quick application thanks to the automatic locking that forms the right diameter of the duct.

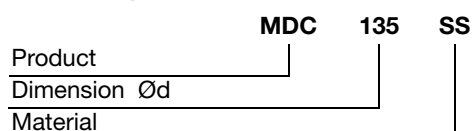
Advantages

- Labour saving.
- The band has lifted edges to avoid damage to the ducting.

Technical data

Band width	9 mm
Band and lock material	Stainless steel AISI 430
Screw material.....	Galvanized steel
Screw head	Hex Head 7 mm A/F

Ordering example



Flexible duct band/band lock FDB/FDBL



Description

A metal band for all types of flexible ducting. The band lock FDBL fits this band.

Advantages

- The band has lifted edges to avoid damage to the ducting.
- Just cut to adequate length to fit any diameter.

Technical data

Diameter range.....	Any
Band width.....	9 mm
Band material.....	Stainless (SS) steel AISI 430
Band length.....	30 m

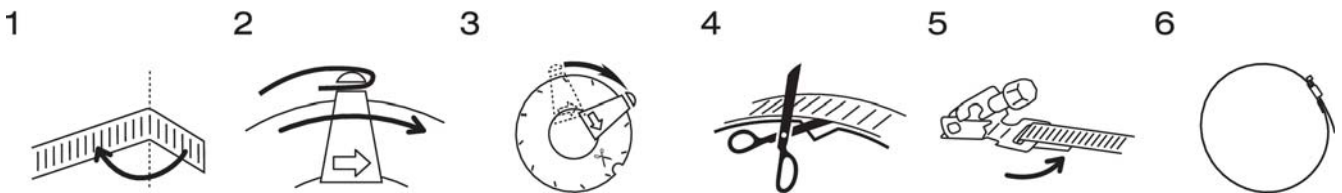


Description

A flip-up lock for the flexible duct band FDB.

Technical data

Lock material.....	Stainless (SS) steel UNI X 8 CR17 - DIN 14010 (W2) - AISI 430
Screw material.....	Galvanized steel
Screw head.....	Hex Head 7 mm A/F
Packing.....	Box of 50 pieces



Ordering example

Product	FDB	30 000	SS
Length			
Material			

Ordering example

Product	FDBL	SS
Material		

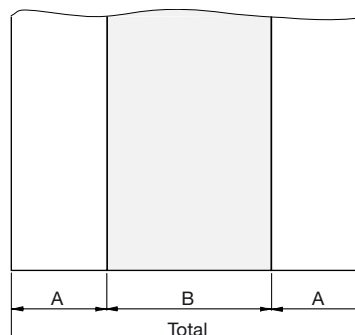
1
2
3
4
5
6
7
8
9
10
11
12
13
14
15
16
17
18

Flexible duct connection

FVA



Dimensions

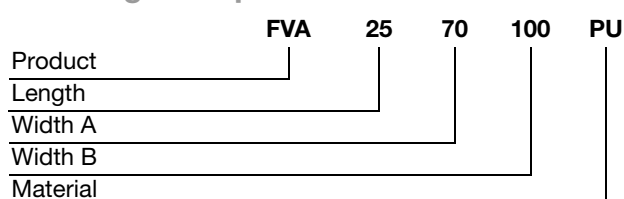


Description

Flexible duct connector minimize sound and vibrations between the air handling unit / fan and the ductwork and fits both rectangular and circular applications.

Length m	Width mm			Material
	A	B	Total	
25	35	60	130	PU
25	45	60	150	PU
25	70	100	240	PU
25	35	60	130	NEO
25	45	60	150	NEO
25	70	100	240	NEO
25	35	60	130	S
25	45	60	150	S
25	70	100	240	S
25	35	60	130	PVC
25	45	60	150	PVC
25	70	100	240	PVC

Ordering example



Flexible duct connection

FVA

Specifications

Product	PVC
Colour	Dark grey
Fire Resistance	Flame retardant NFPA701
Temperatures	-30 to +70 °C
Features	Excellent mechanical resistance. High abrasion resistance. All purpose fabric.
Product	NEO (Neoprene)
Colour	Black
Fire Resistance	M1 BS476 Part7 Class1 NFPA701
Temperatures	-20 to +100 °C
Features	Excellent mechanical resistance. General purpose fabric. Very good chemical resistance.
Product	PU (Polyurethane)
Colour	Aluminum grey
Fire Resistance	M0 400°C-2 hours EMPA
Temperatures	-50 to +200 °C
Features	Very good temp. resistance. M0-400°C/2h classified
Product	S (Silicone)
Colour	Aluminum grey
Fire Resistance	M1-M0 BS476 Part7 Class1 NFPA701
Temperatures	-40 to +280 °C
Features	Excellent temp. resistance. Low smoke emission. Very good chemical resistance.

- 1
- 2
- 3
- 4
- 5
- 6
- 7
- 8
- 9
- 10
- 11
- 12
- 13
- 14
- 15
- 16
- 17
- 18

Product	PVC	NEO (Neoprene)	PU (Polyurethane)	S (Silicone)
Colour	Dark grey	Black	Aluminum grey	Aluminum grey
Fire Resistance	Flame retardant NFPA701	M1BS476 Part7 Class1 NFPA701	M0 400°C -2 hours EMPA	M1-M0 BS476 Part7 Class1 NFPA701
Temperatures °C	-30 to +70	-20 to +100	-50 to +200	-40 to +280
Features	Excellent mechanical resistance. High abrasion resistance. All purpose fabric.	Excellent mechanical resistance. General purpose fabric. Very good chemical resistance.	Very good temp. resistance. M0-400C/2h classified	Excellent temp. resistance. Low smoke emission. Very good chemical resistance.