

Lindab **UltraLink[®]** Monitor **FTMU**

Monteringsanvisning

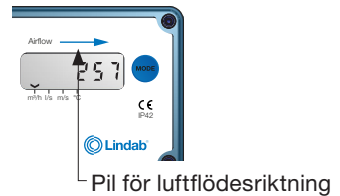
2021-02-03

OBS!

- Givarna får aldrig tas bort!
- Använd inte givarna som handtag när du monterar FTMU-enheten eftersom detta kan orsaka skador!



- Se till att luftflödespilarna pekar i luftflödets riktning.



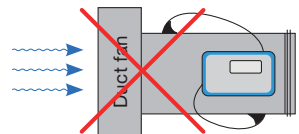
- Roterar givarkroppen till rätt position enligt instruktionerna i kapitlet "[Planering](#)" på nästa sida.
- Placera displayen så att den är synlig från lämplig riktning. Genom att lossa skruven till ställisten kan du rotera displayenheten.



- Montera FTMU-enheten i ventilationskanalsystemet enligt [monteringsanvisningarna för Lindab Safe](#).



- Använd aldrig en FTMU-enhet på utloppssidan av en kanalfläkt. (Placera den på inloppssidan eller använd i nödfall en flödeslikriktare om den måste placeras på utloppssidan.)



OBS!

- Anteckna FTMU-enhetens ID-nummer. ID-numret är de tre sista siffrorna i serienumret och du kan hitta det:
 - på etiketten på lådan den levererades i
 - på etiketten på själva FTMU-enheten
 - på displayen efter att du har tryckt på knappen "MODE"
 - i appen när produkten har startats

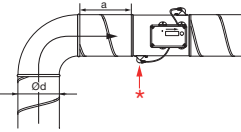
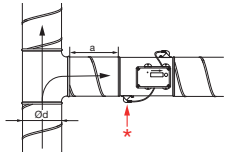
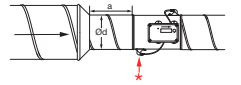
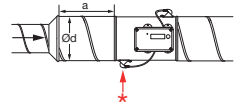
Controller FTCU Ø125

Serial no. 13260052



UltraLink

Positioning

Störning	* Placering av den första flödessensorn	Mätosäkerhet ± % eller X I/s beroende på vad som är högst			
		a			
		2-4×Ød	>4-5×Ød	>5×Ød	
Böj		Innerradie (Bästa placering)	5	5	5
T-rör		Innerradie (Bästa placering)	10	5	5
Reducering		Kanaldiameterminskning	5	5	5
Reducering		Kanaldiameterökning	10	5	5

Declaration of conformity and FCC statement

1. Declaration number	1001
2. Unique identification code of the product	FTMU
3. Type	Ultrasonic device
4. Product description	Measuring and communicating air flow and temperature
5. Manufacturer	Lindab Ventilation AB Stålhögavägen 115, 26982 Båstad, Sweden Telephone +46 431 85000, www.lindab.com

Developed, designed and manufactured with the essential requirements by safe and security of the European Directive(s) and Regulation(s):	
2004/108/EC	Electromagnetic Compatibility Directive (EMC)
2011/65/EU & 2015/863/EC	Restriction of Hazardous Substances (RoHS)

The partly completed machinery is developed, designed and manufactured with the essential requirements of the following standards:	
EN 61000-6-1:2002 - Part 6-1	Generic standards - Immunity for residential, commercial and light-industrial environments
EN 61000-6-2:2005 - Part 6-2	Generic standards - Immunity for industrial environments
EN 61000-6-3:2002 - Part 6-3	Generic standards - Emission standard for residential, commercial and light-industrial environments
EN 61000-6-4:2002 - Part 6-4	Generic standards - Emission standard for industrial environments

FCC cuation and statement
<p>This device complies with Part 15 of the FCC Rules. Operation is subject to the following two conditions: (1) this device may not cause harmful interference, and (2) this device must accept any interference received, including interference that may cause undesired operation. Changes or modifications not expressly approved by the part responsible for compliance could void the user's authority to operate the equipment. This equipment complies with FCC exposure limits set forth for an uncontrolled environment.</p> <p>"This equipment has been tested and found to comply with the limits for a Class B digital device, pursuant to part 15 of the FCC Rules. These limits are designed to provide reasonable protection against harmful interference in a residential installation. This equipment generates, uses and can radiate radio frequency energy and, if not installed and used in accordance with the instructions, may cause harmful interference to radio communications. However, there is no guarantee that interference will not occur in a particular installation. If this equipment does cause harmful interference to radio or television reception, which can be determined by turning the equipment off and on, the user is encouraged to try to correct the interference by one or more of the following measures:</p> <ul style="list-style-type: none"> • Reorient or relocate the receiving antenna. • Increase the separation between the equipment and receiver. • Connect the equipment into an outlet on a circuit different from that to which the receiver is connected. • Consult the dealer or an experienced radio/TV technician for help."

This declaration of conformity is established under the sole responsibility of the manufacturer identified in point 5.

Signed for and on behalf of the manufacturers by:



Authorised person:

Karel Kleinmond

Group Operations Director

2019-01-21 Karlovarska, Czech Republic