

T-piece

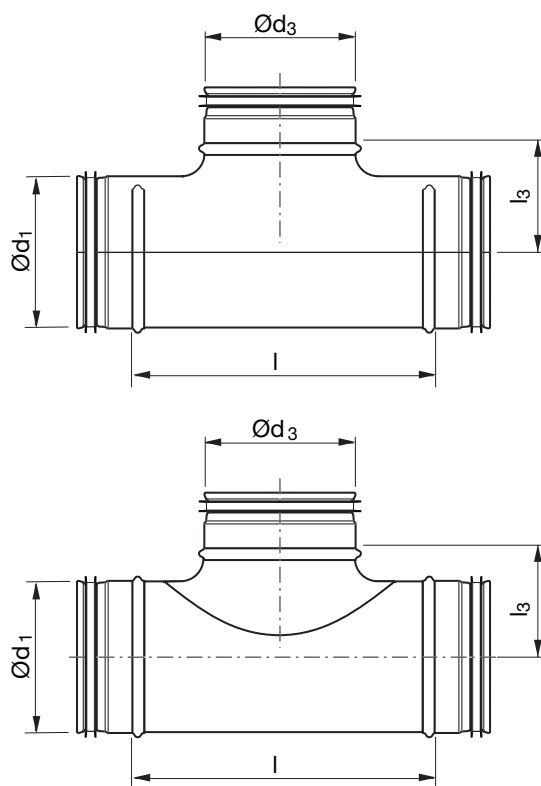
TCPU



Description

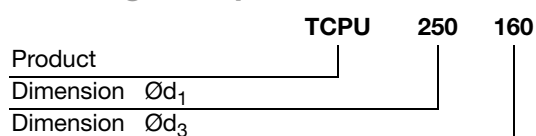
T-piece built with PSU saddle or a fully pressed top section.

Dimensions



Ød ₁ nom	Ød ₃ nom	l [mm]	l ₃ [mm]	m [kg]
63	63	125	42	0,26
80	63	125	50	0,31
80	80	140	52	0,36
100	63	125	60	0,35
100	80	97	60	0,23
100	100	130	65	0,32
112	63	125	66	0,41
112	80	140	68	0,47
112	100	175	71	0,55
112	112 *	140	81	0,57
125	63	125	73	0,44
125	80	97	72	0,34
125	100	130	78	0,37
125	112	175	88	0,61
125	125	165	83	0,44
140	80	140	82	0,56
140	100	175	85	0,65
140	112	175	95	0,67
140	125 *	215	95	0,76
140	140	230	90	0,78
150	80	140	87	0,58
150	100	175	90	0,69
150	125	215	95	0,76

Ordering example



T-piece

TCPUR

Ød ₁ nom	Ød ₃ nom	l [mm]	l ₃ [mm]	m [kg]
150	140	230	95	0,82
150	150	260	95	0,94
160	80	140	92	0,59
160	100	130	95	0,46
160	125	166	100	0,53
160	140	230	100	0,87
160	150	260	100	0,99
160	160	209	105	0,63
180	80	140	102	0,92
180	100	175	105	0,80
180	125	215	110	0,91
180	140	230	110	0,96
180	150	260	110	1,08
180	160	260	115	1,06
180	180	285	115	1,44
200	80	140	112	0,77
200	100	175	115	0,88
200	125	215	120	1,02
200	140	230	120	1,07
200	150	260	120	1,19
200	160	209	125	0,67
200	180	285	125	1,35
200	200	249	125	1,21
224	80	140	124	0,85
224	100	175	127	1,01
224	125	215	132	1,14
224	140	230	132	1,20
224	150	260	132	1,29
224	160	260	137	1,28
224	180	285	137	1,46
224	200	346	137	1,69
250	80	156	137	1,13
250	100	175	140	1,22
250	125	220	145	1,48
250	140	230	145	1,48
250	150	255	145	1,55
250	160	256	150	1,58
250	180	306	150	1,79
250	200	306	150	1,78
250	224	350	150	2,09
250	250	296	150	1,65
280	80	156	152	1,25
280	100	175	155	1,37
280	125	220	160	1,56
280	140	230	160	1,63
280	150	255	160	1,72
280	160	256	165	1,75

Ød ₁ nom	Ød ₃ nom	l [mm]	l ₃ [mm]	m [kg]
280	180	306	165	1,97
280	200	306	165	2,01
280	224	350	165	2,27
280	250 *	350	165	2,44
280	280 *	390	165	2,67
300	80	156	162	1,36
300	100	175	165	1,47
300	125	220	170	1,68
300	140	230	170	1,74
300	150	255	170	1,86
300	160	256	175	1,87
300	180	306	175	2,12
300	200	306	175	2,15
300	224	350	175	2,41
300	250	350	175	2,50
300	280 *	390	175	2,53
300	300	430	175	3,55
315	80	156	170	1,43
315	100	175	173	1,50
315	125	220	178	1,76
315	140	230	178	1,82
315	150	255	178	2,38
315	160	256	182	1,96
315	180	306	182	2,21
315	200	306	182	2,14
315	224	350	182	2,51
315	250	350	182	2,59
315	280	390	182	3,00
315	300	430	182	3,21
315	315	363	182	2,20
355	100	175	193	1,73
355	125	220	198	1,96
355	140	230	198	2,03
355	150	255	198	2,46
355	160	256	203	2,45
355	180	306	203	2,81
355	200	306	203	2,82
355	224	350	203	3,13
355	250	350	203	3,18
355	280 *	390	203	3,63
355	300	430	203	3,87
355	315	415	203	4,06
355	355 *	470	203	5,14
400	100	175	215	2,27
400	125	225	200	2,81
400	160	266	225	3,02
400	200	300	225	3,37

T-piece

TCPUR

Ød ₁ nom	Ød ₃ nom	l [mm]	l ₃ [mm]	m [kg]
400	224	350	225	3,74
400	250	350	225	3,79
400	280 *	390	225	4,23
400	300	430	225	4,47
400	315	415	225	4,42
400	355 *	470	225	5,04
400	400	510	225	6,20
450	100	175	240	2,76
450	125	225	245	3,15
450	160	266	250	3,38
450	200	300	250	3,75
450	224	350	250	4,16
450	250	350	250	4,23
450	280 *	390	250	4,64
450	300	430	250	4,89
450	315	415	250	4,82
450	355	470	250	5,16
450	400	510	250	5,81
450	450 *	550	250	6,99
500	100	175	265	3,06
500	125	225	270	3,35
500	160	266	275	3,77
500	200	300	275	4,14
500	250	350	275	4,68
500	300	430	275	5,36
500	315	415	275	5,30
500	355	470	275	5,70
500	400	510	275	6,34
500	450 *	550	275	6,56
500	500 *	552	290	8,27
560	100	175	295	3,59
560	125	225	300	3,92
560	160	266	305	4,41
560	200	300	305	4,78
560	250	350	305	5,38
560	300	430	305	5,86
560	315	415	305	6,06
560	355	470	305	6,57
560	400	510	305	7,08
560	450 *	550	305	7,38
560	500 *	552	320	7,57
560	560 *	610	320	9,69
600	100	175	315	3,83
600	125	225	320	4,19
600	160	266	325	4,73
600	200	300	325	5,10
600	250	350	325	5,73

Ød ₁ nom	Ød ₃ nom	l [mm]	l ₃ [mm]	m [kg]
600	300 *	430	325	6,36
600	315	415	325	6,46
600	355 *	470	325	6,98
600	400	510	325	7,43
600	450 *	550	325	7,84
600	500 *	552	340	7,91
600	560 *	610	340	8,76
600	600 *	650	340	10,8
630	100	175	330	4,03
630	125	225	335	4,41
630	160	266	340	4,99
630	200	300	340	5,35
630	250	350	340	6,00
630	300 *	450	340	7,23
630	315	415	340	6,77
630	355 *	470	340	7,18
630	400	510	340	7,69
630	450 *	555	340	8,24
630	500 *	552	355	8,44
630	560 *	610	355	9,11
630	600 *	650	355	9,58
630	630 *	680	355	11,3

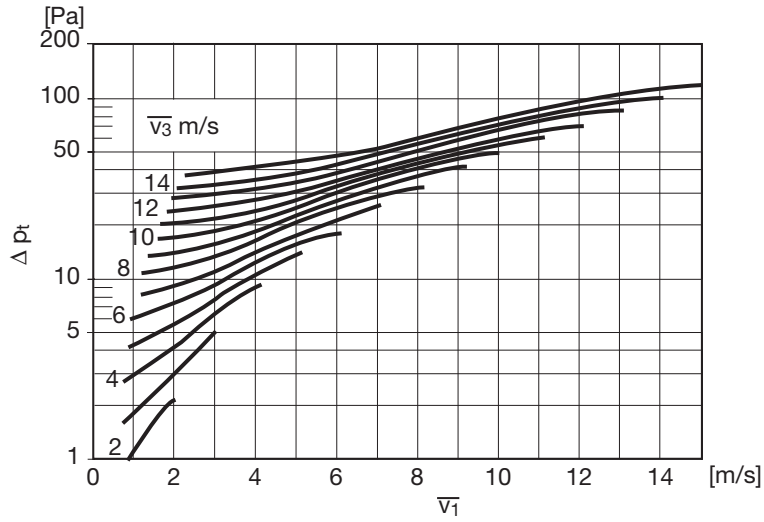
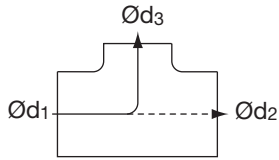
* Hand made with saddle without radius.

T-piece and saddle

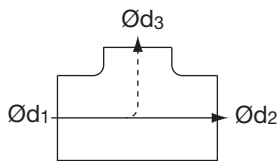
T-CPU, PSU

Supply air

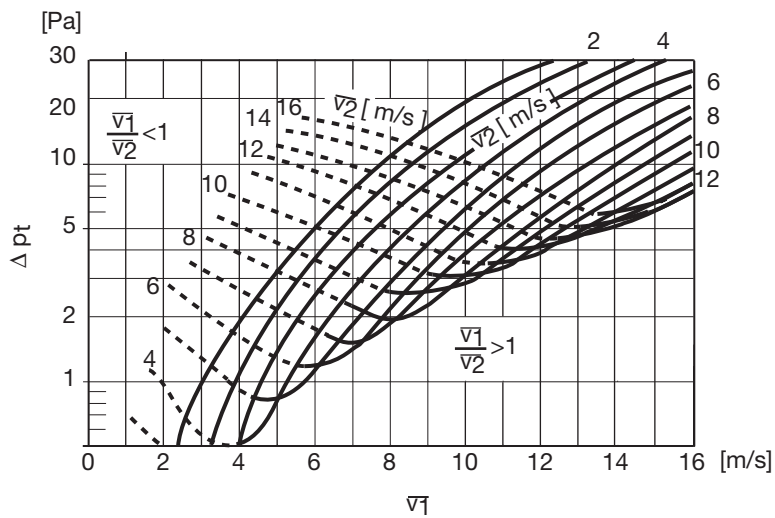
Diverging flow



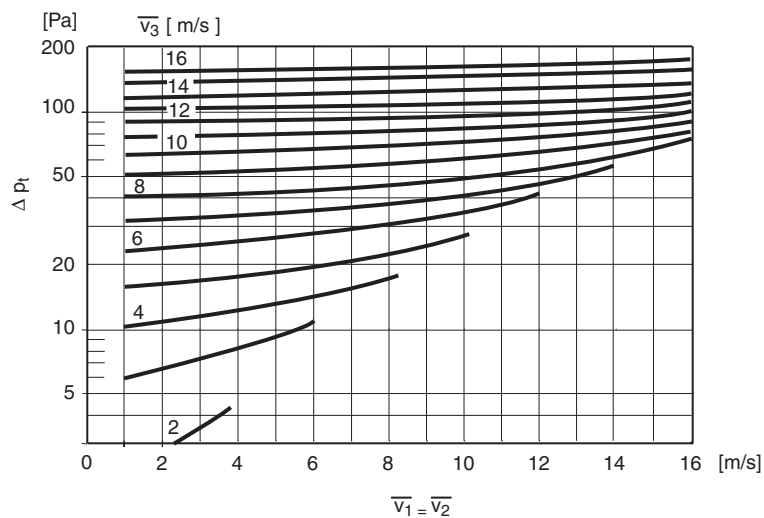
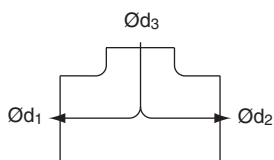
Diverging flow



The diagram is also applicable to reduction in Ød_2 .



Diverging flow

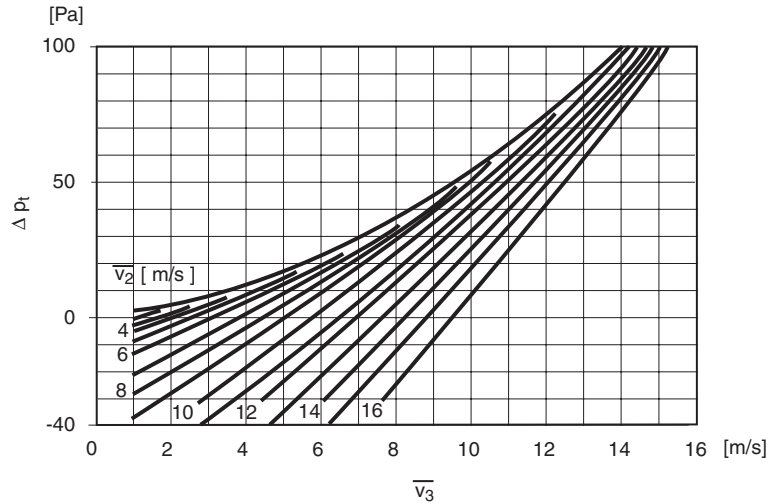
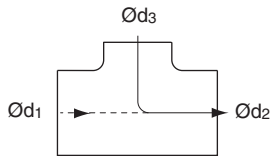


T-piece and saddle

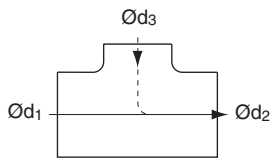
T-CPU, PSU

Extract air

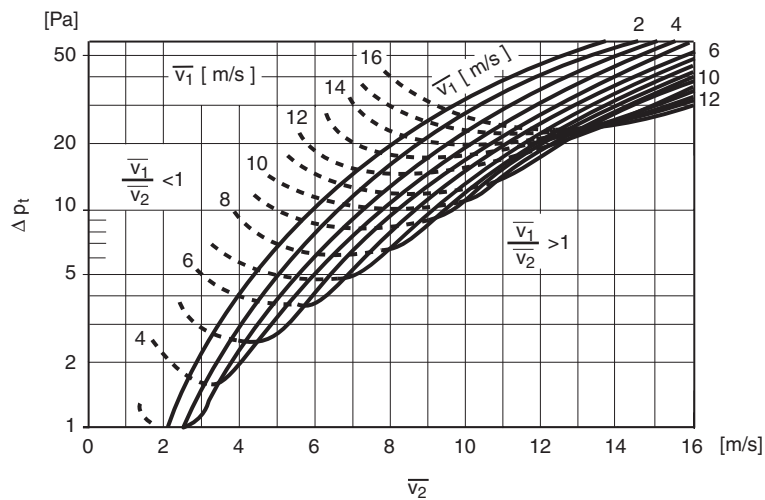
Converging flow



Converging flow



The diagram is also applicable to reduction in Ød_1 .



Converging flow

