


# Duct holder

# MDH



## Description

The folded shape of the duct holder and its multiple of fixation points makes the duct system very firmly attached.

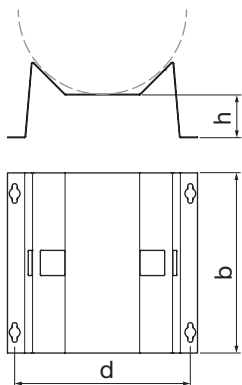
The duct holder is suitable for all types of duct mounting, i.e. vertical and horizontal onto a wall, hanging under a ceiling and standing on a floor.

The screw holes are easy to access and shaped like double key-holes which makes the mounting fast and easy.

The duct is fastened with help of suspension rings UV30 or UVH30, which are threaded through the duct holder.

## Dimensions

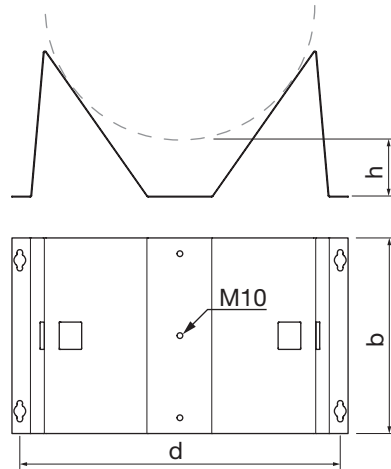
Ø 100–300



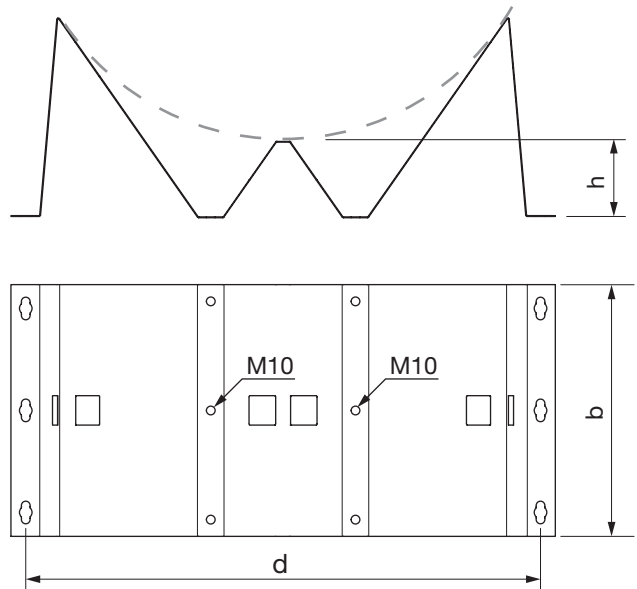
## Ordering example

|                               |                   |     |    |
|-------------------------------|-------------------|-----|----|
| Product                       | MDH               | 125 | 60 |
| Dimension Ød                  | ----- ----- ----- |     |    |
| Distance to fixing surface, h | ----- ----- ----- |     |    |

Ø 315–600



Ø 630–1250



| Ød<br>nom | b<br>mm | d<br>mm | h<br>mm | m<br>kg |
|-----------|---------|---------|---------|---------|
| 100       | 150     | 125     | 60      | 0,29    |
| 112       | 150     | 136     | 60      | 0,31    |
| 125       | 150     | 149     | 60      | 0,33    |
| 150       | 150     | 168     | 60      | 0,36    |
| 160       | 150     | 175     | 60      | 0,37    |
| 180       | 150     | 197     | 60      | 0,41    |
| 200       | 240     | 212     | 60      | 0,72    |
| 224       | 240     | 229     | 60      | 0,76    |
| 250       | 240     | 249     | 60      | 0,81    |
| 280       | 240     | 270     | 60      | 0,86    |
| 300       | 240     | 285     | 60      | 0,90    |
| 315       | 240     | 341     | 90      | 1,39    |
| 355       | 240     | 375     | 90      | 1,49    |
| 400       | 240     | 414     | 90      | 1,60    |
| 450       | 240     | 456     | 90      | 1,72    |

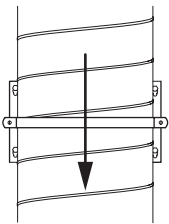
# Duct holder

MDH

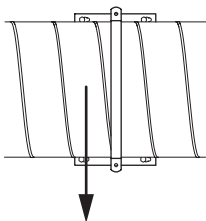
| Ød<br>nom | b<br>mm | d<br>mm | h<br>mm | m<br>kg |
|-----------|---------|---------|---------|---------|
| 500       | 240     | 499     | 90      | 1,85    |
| 560       | 240     | 550     | 90      | 2,00    |
| 600       | 240     | 585     | 90      | 2,10    |
| 630       | 300     | 614     | 90      | 2,91    |
| 710       | 300     | 682     | 90      | 3,16    |
| 800       | 300     | 759     | 90      | 3,44    |
| 900       | 300     | 845     | 90      | 3,75    |
| 1000      | 300     | 931     | 90      | 4,08    |
| 1120      | 300     | 1134    | 90      | 4,47    |
| 1250      | 300     | 1149    | 90      | 4,90    |

## Technical data

Max recommended load for different fire classes.



| Installation | Ventilation system            |           |           |           |           | Smoke control system     |
|--------------|-------------------------------|-----------|-----------|-----------|-----------|--------------------------|
|              | R0<br>no fire<br>class.<br>kg | R15<br>kg | R30<br>kg | R45<br>kg | R60<br>kg |                          |
| Dim          |                               |           |           |           |           | 600 °C<br>120 min.<br>kg |
| 100-300      | 100                           | -         | -         | -         | -         | -                        |
| 315-600      | 130                           | -         | -         | -         | -         | -                        |
| 630-1250     | 160                           | -         | -         | -         | -         | -                        |



| Installation | Ventilation system            |           |           |           |           | Smoke control system     |
|--------------|-------------------------------|-----------|-----------|-----------|-----------|--------------------------|
|              | R0<br>no fire<br>class.<br>kg | R15<br>kg | R30<br>kg | R45<br>kg | R60<br>kg |                          |
| Dim          |                               |           |           |           |           | 600 °C<br>120 min.<br>kg |
| 100-300      | 50                            | -         | -         | -         | -         | -                        |
| 315-800      | 100                           | -         | -         | -         | -         | -                        |
| 900-1120     | 75                            | -         | -         | -         | -         | -                        |